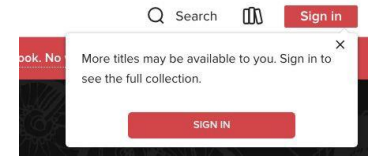


Check out eBooks, Magazines, and Audiobooks on Your Chromebook

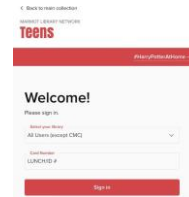
Login to **ClassLink**,
select the **eResources** icon.
Then select **Overdrive**.



Click the **Sign in** button in the upper right. Logging in first gives you more titles that are only available to District 51 students.



Choose: **All Users (except CMC)**



In the Card Number box: Enter your **LUNCH/ID #**

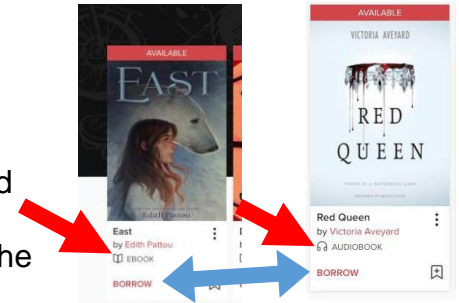
Click **Sign in**

Different items are available depending on what tab you choose:



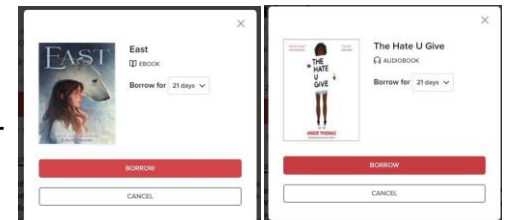
Subjects Collections **Kindle Books** Kids Teens

Note: There are eBooks **EBOOK** Audiobooks **AUDIOBOOK** and Magazines under Collections. Find the book in the format you want. Use the search option or scroll through the books on the page. Click the cover of the book if you want more information: summary, series, etc.

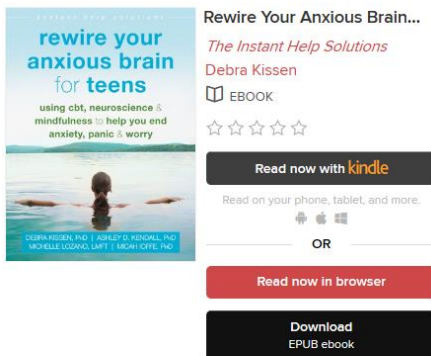


Click **BORROW**

On the pop up, select how many days you wish to borrow the book for and then click **BORROW** again. (ebook or audiobook)



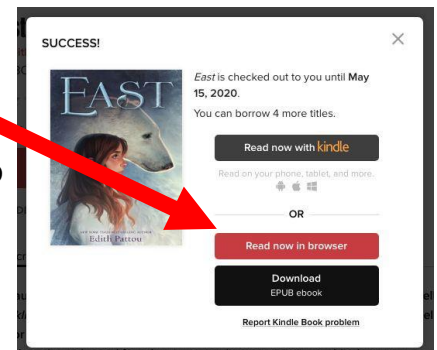
EBOOK: You will see a pop up that says: Success! To read the book, click the Read now in browser button. (You can download IF you are using a phone/device and have the Overdrive app.)



To pick up where you left off previously, go to **ClassLink, eResources, Overdrive, Sign in.**

Click the books icon, then click your book, and read some more!

To return a book early, click the Return icon at the bottom.



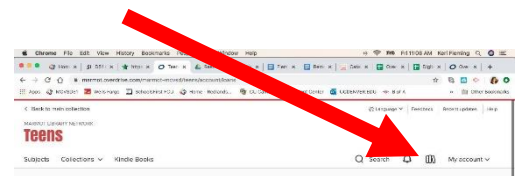
AUDIOBOOK: You will see a pop up that says: Success! To listen to the book, click the Listen now in browser button.

(You can download IF you are using a phone/device and have the Overdrive app.)

This is what you will see. Press PLAY to start the audiobook.



To pick up where you left off previously, go to **ClassLink, eResources, Overdrive, Sign in.**



Click the books icon, then click your book, and listen some more!



To return an audiobook early, click the Return icon at the bottom.

