

Name : _____

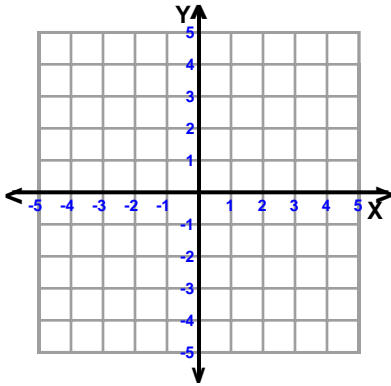
Score : _____

Teacher : _____

Date : _____

Sketch the Graph of Each Line

1)

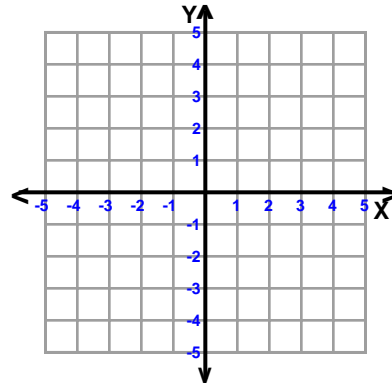


$$-7x + 3y = 15$$

slope = _____

y-intercept = _____

2)

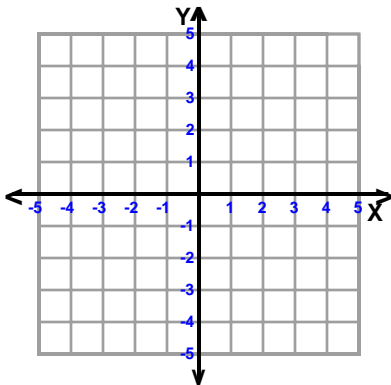


$$5x + 3y = 12$$

slope = _____

y-intercept = _____

3)

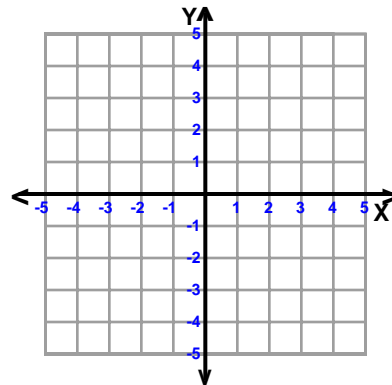


$$5x + 6y = -12$$

slope = _____

y-intercept = _____

4)

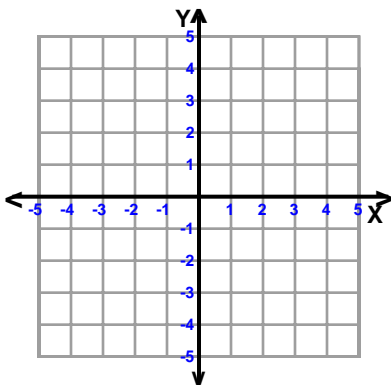


$$x + 4y = 16$$

slope = _____

y-intercept = _____

5)

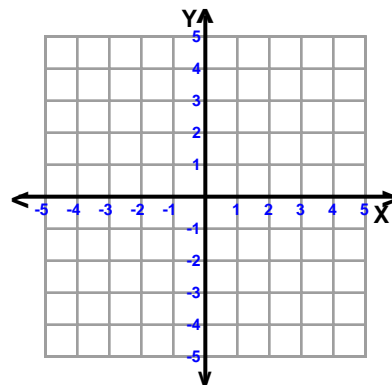


$$-x + 2y = 6$$

slope = _____

y-intercept = _____

6)

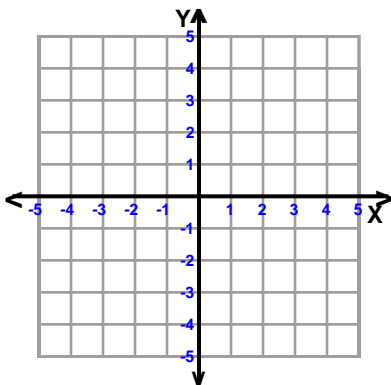


$$-7x + 2y = 8$$

slope = _____

y-intercept = _____

7)

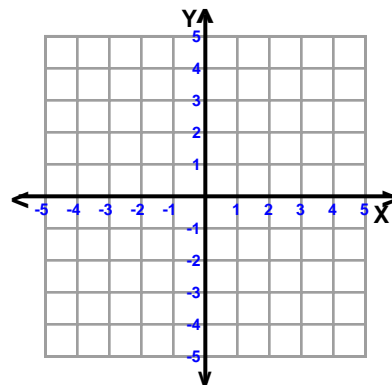


$$-x + 4y = -16$$

slope = _____

y-intercept = _____

8)



$$-3x + 2y = 6$$

slope = _____

y-intercept = _____



Name : _____

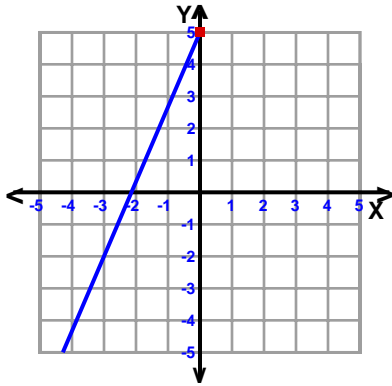
Score : _____

Teacher : _____

Date : _____

Sketch the Graph of Each Line

1)

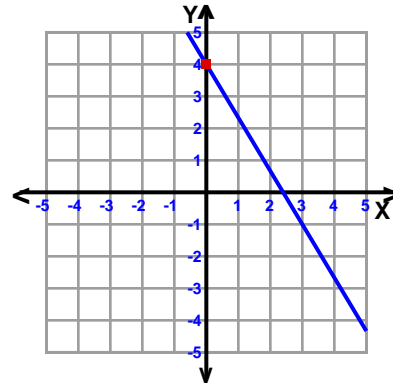


$$-7x + 3y = 15$$

$$\text{slope} = \frac{7}{3}$$

$$\text{y-intercept} = 5$$

2)

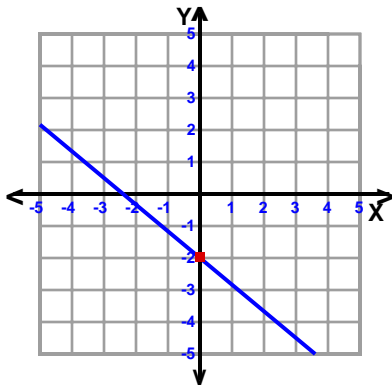


$$5x + 3y = 12$$

$$\text{slope} = -\frac{5}{3}$$

$$\text{y-intercept} = 4$$

3)

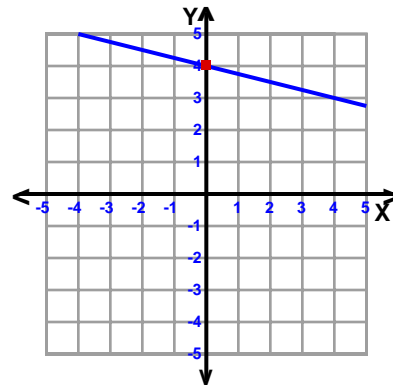


$$5x + 6y = -12$$

$$\text{slope} = -\frac{5}{6}$$

$$\text{y-intercept} = -2$$

4)

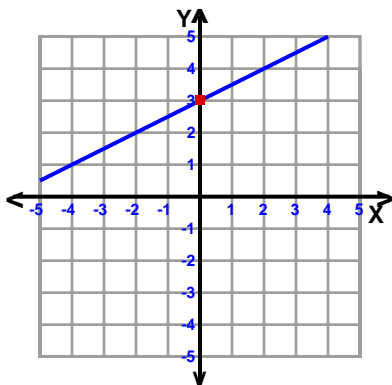


$$x + 4y = 16$$

$$\text{slope} = -\frac{1}{4}$$

$$\text{y-intercept} = 4$$

5)

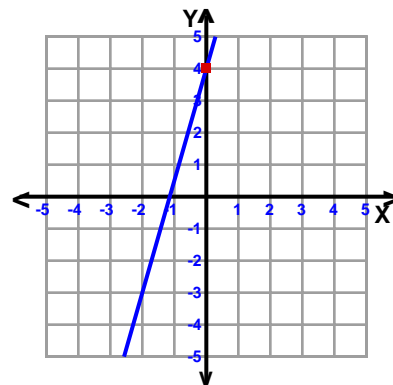


$$-x + 2y = 6$$

$$\text{slope} = \frac{1}{2}$$

$$\text{y-intercept} = 3$$

6)

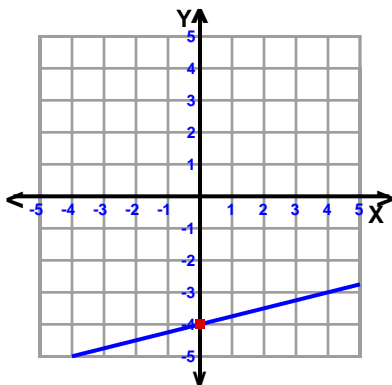


$$-7x + 2y = 8$$

$$\text{slope} = \frac{7}{2}$$

$$\text{y-intercept} = 4$$

7)

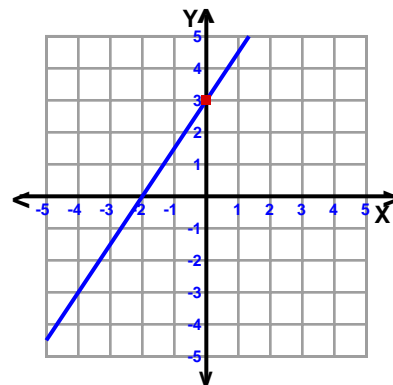


$$-x + 4y = -16$$

$$\text{slope} = \frac{1}{4}$$

$$\text{y-intercept} = -4$$

8)



$$-3x + 2y = 6$$

$$\text{slope} = \frac{3}{2}$$

$$\text{y-intercept} = 3$$

