

Personalized Student Dashboard Update

May 11, 2021

New Website



SIGNATURE

Personalized Student Dashboard



INITIATIVES

Results-Focused Innovation



High Dosage Tutoring



Focused

Core Tenets

Outcomes



Literacy

Re- envision central office as a support hub

Empower and equip leaders at all levels



Numeracy

Navigators



SEL

Create and support engaging, rigorous and personalized learning experiences for all students

Identify and eliminate inequities



Transitions

Literacy Reimagined



Central Office Support Hub



Metro Schools ReimaginED



Innovative Health Response



Khoaching with Khan



Leadership Framework



Promising Scholars



Equity Roadmap



Virtual Help Centers

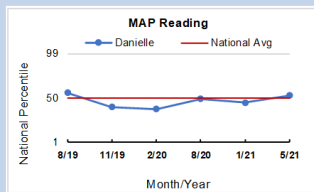


Personalized Student Dashboard

NAME	SCORE	RESULT	DATE
MAP Reading, (MAPRI) 207.000	57th XILE	Lo Range	6/23/2024
MAP Reading, (MAPRI) 204.000	51st XILE	Lo Range	8/28/2023
MAP Reading, (MAPRI) 204.000	53rd XILE	Lo Range	2/16/2023
MAP Math, (MAPMT) 215.000	57th XILE	Hi Range	6/23/2024
MAP Math, (MAPMT) 217.000	55th XILE	Hi Range	8/23/2023
MAP Math, (MAPMT) 209.000	57th XILE	Hi Range	2/22/2023

Phase 1

Timely, on-demand student data aligned to Focused Outcomes



Phase 2

Visual display of longitudinal student data, links to resources

Personalized Student Dashboard: Phase 1

Jan.-Feb. 2021: Identify Platform (Infinite Campus Parent Portal)

Feb. 2021: Define Success and Key Components (Families having on demand access to scores from MAP, ACT, Civics Exam and WIDA ACCESS as well as grades, attendance and behavior data)

Feb.-Mar. 2021: Identify Resource Implications (IT programming and RAE data loading)

Mar.-May 2021: Implement (Configure & load assessment data; configure Parent Portal; verify data in staging area, develop interpretation guide; open in production for each school)

May 11, 2021: Go Live [Next steps: Provide training and communication to educators and families; add TCAP and routinely update data]

Parent Portal Guidance: MAP



< Back

Taylor A. Johnson



For more information regarding how to interpret the assessment information presented here, please follow the link below:
[Click Here](#)

District Tests

NAME	SCORE	RESULT	DATE
MAP Reading, (MAPRD) Growth from Start of Year	207.000	47TH %ILE	1/19/2021
MAP Reading, (MAPRD) Growth from Start of Year	204.000	51ST %ILE	8/20/2020
MAP Reading, (MAPRD) Growth from Start of Year	204.000	49TH %ILE	2/14/2020
MAP Math, (MAPMT) Growth from Start of Year	215.000	54TH %ILE	1/26/2021
MAP Math, (MAPMT) Growth from Start of Year	217.000	71ST %ILE	8/25/2020
MAP Math, (MAPMT) Growth from Start of Year	209.000	47TH %ILE	2/26/2020

Scored higher than 47% of 5th graders nationally at this time of year

Made growth from August to January of 3 RITs

Growth is in low average range

Parent Portal Guidance: MAP

Metro Nashville Public Schools » Learn » Academics » Assessments » Tests and Assessments » Parent Portal

Tests and Assessments

Parent Portal

PARENT PORTAL

Assessment Information in Parent Portal

Measures of Academic Progress (MAP) ACT and Civics Exams WIDA ACCESS

MAP is a computer adaptive assessment that measures student academic achievement and growth over time. Because it adapts based on student responses and is grade level independent, MAP can provide growth data for all students, whether they are on grade level, below grade level, or above grade level. Results are nationally normed, which means they can be used to compare student achievement and growth to students nationally. The test is typically administered in Reading and Mathematics three times each school year.

An example of a MAP Parent Portal report is shown below. The subject area (Reading or Math) is listed as part of the test "NAME." In the column labeled "SCORE" is a scale score known as a RIT score. A RIT score is an estimate of a student's instructional level. As a student's level of achievement grows over time, the RIT score should increase. If you have ever had a chart at home on which you marked your child's height at certain times, you might think of the RIT score as a mark we make to measure a student's academic growth.

NAME	SCORE	RESULT	DATE
MAP Reading, (MAPRD) Growth from Start of Year	207,000	47TH %ILE	1/19/2021
MAP Reading, (MAPRD) Growth from Start of Year	204,000	51ST %ILE	8/20/2020
MAP Reading, (MAPRD) Growth from Start of Year	204,000	49TH %ILE	2/14/2020
MAP Math, (MAPMT) Growth from Start of Year	215,000	54TH %ILE	1/26/2021
MAP Math, (MAPMT) Growth from Start of Year	217,000	71ST %ILE	8/25/2020
MAP Math, (MAPMT) Growth from Start of Year	208,000	47TH %ILE	2/26/2020

To make the RIT score more meaningful, we compare that score to the RIT scores of a national sample of students in the same grade at the same time of year. In the "RESULT" column we see the national percentile score, which is the percentage of students in the national sample that had lower scores than the student being reported.

ACT and Civics Exam

< Back

Madison B. Jones 

For more information regarding how to interpret the assessment information presented here, please follow the link below:
[Click Here](#)

National Tests

NAME	SCORE	DATE
ACT, (ACT)	21.000	10/1/2020
English	22.000	} Section Scores
Math	19.000	
Reading	22.000	
Science	19.000	
ACT, (ACT)	18.000	2/1/2020
English	20.000	
Math	17.000	
Reading	18.000	
Science	17.000	

State Tests

NAME	SCORE	RESULT	DATE
Civics Exam, (Civics)	100.000	PASS	12/18/2020

ACT Composite Score →

Section Scores

Indicates student passed Civics Exam, which is a graduation requirement

% of Civics Exam Items Correctly Answered →

WIDA ACCESS



< Back

Angel S. Garcia



For more information regarding how to interpret the assessment information presented here, please follow the link below:
[Click Here](#)

District Tests

Scale Score

Proficiency Level

NAME	SCORE	RESULT	DATE
WIDA-ACCESS, (ACCESS)	339.000	DEVELOPING	2/17/2020
WIDA-ACCESS, (ACCESS)	306.000	DEVELOPING	2/19/2019
WIDA-ACCESS, (ACCESS)	273.000	EMERGING	2/20/2018
WIDA-ACCESS, (ACCESS)	271.000	EMERGING	3/6/2017
WIDA-ACCESS, (ACCESS)	150.000	ENTERING	3/7/2016

Behavior

Navigation bar: Infinite Campus logo, notification bell, user profile icon.




Left sidebar menu: Message Center, Today, Calendar, Assignments, Grades, Grade Book Updates, Attendance, Schedule, Responsive Schedule, Academic Plan, Fees, Documents, More.


Header: < Back, Angel S. Garcia (with profile icon)

Behavior section:

DATE/TIME	EVENT
3/11/2021 13:58	211 Cutting Class


Attendance





- Message Center
- Today
- Calendar
- Assignments
- Grades
- Grade Book Updates
- Attendance**
- Schedule
- Responsive Schedule
- Academic Plan
- Fees
- Documents
- More




Attendance

Taylor A. Johnson 

Tardies and early dismissals show as an absence when viewing daily attendance. For example, a student arriving 10 minutes late has missed 10 minutes of the school day and will show as an absence on the portal but is calculated as a tardy.

Q1	Q2	Q3	Q4
Term Q4 (03/22 - 05/25)			
COURSE		ABSENT	TARDY
1 Homeroom		3	0
Totals		3	0

Grades



Message Center

Today

Calendar

Assignments

Grades

Grade Book Updates

Attendance

Schedule

Responsive Schedule


Academic Plan

Fees

Documents

More

Grades

James E. Harris 

Q1	Q2	Q3	Q4
Term Q2 (10/13 - 12/17) Settings ▾			
1 Eng Lang Arts —			
ELA TERM S (81%)			
Foundation Skills			
Reading Informational Text			
Reading Literature			
Written Expression			
Speaking & Listening			
Progress			
1 General Music —			
MUSIC TERM E (92.5%)			
Progress			
1 Homeroom —			

Academic Plan

☰
Infinite Campus

Message Center
May Flowers

Today

Calendar

Assignments

Grades

Grade Book Updates

Attendance

Schedule

Responsive Schedule

Academic Plan

Fees

Documents

More

Academic Plan Save Course Plan Report Editing disabled for parents

Program: 28 Credit (Graduation) Counselor: SHOWERS, APRIL April.Showers@mmps.org

Grade: 9 8.0 / 7.5	Grade: 10 8.0 / 8.0	Grade: 11 10.0 / 8.0	Grade: 12 6.0 / 8.5 !
ENGLISH (4.0 / 4.0)			
<p>1.0 / 1.0</p> <div style="border: 1px solid #ccc; padding: 2px; margin-bottom: 2px;">ENG1514S1 IGCSE English I Lang S1 - 0.5</div> <div style="border: 1px solid #ccc; padding: 2px;">ENG1514S2 IGCSE English I Lang S2 - 0.5</div> <p>2.0 credit overflow to ELECTIVE FOCUS</p>	<p>1.0 / 1.0</p> <div style="border: 1px solid #ccc; padding: 2px; margin-bottom: 2px;">ENG1203HS1 English II H S1 - 0.5</div> <div style="border: 1px solid #ccc; padding: 2px;">ENG1203HS2 English II H S2 - 0.5</div>	<p>2.0 / 1.0</p> <div style="border: 1px solid #ccc; padding: 2px; margin-bottom: 2px;">AIC9224S1 AICE Eng Lang I AS Level S1 - 1.0</div> <div style="border: 1px solid #ccc; padding: 2px;">AIC9224S2 AICE Eng Lang I AS Level S2 - 1.0</div>	<p>2.0 / 1.0</p> <div style="border: 1px solid #ccc; padding: 2px; margin-bottom: 2px;">AIC9225S1 AICE Eng Lit I AS S1 - 1.0</div> <div style="border: 1px solid #ccc; padding: 2px;">AIC9225S2 AICE Eng Lit I AS S2 - 1.0</div>
MATHEMATICS (4.0 / 4.0)			
<p>1.0 / 1.0</p> <div style="border: 1px solid #ccc; padding: 2px; margin-bottom: 2px;">MTH4414S1 IGCSE Mathematics 1 S1 - 0.5</div> <div style="border: 1px solid #ccc; padding: 2px;">MTH4414S2 IGCSE Mathematics 1 S2 - 0.5</div> <p>2.0 credit overflow to ELECTIVE FOCUS</p> <p style="color: red; font-size: small;">ALERT: Course Requirement not met: MATH 10</p>	<p>1.0 / 1.0</p> <div style="border: 1px solid #ccc; padding: 2px; margin-bottom: 2px;">MTH4812HS1 Integrated Math II H S1 - 0.5</div> <div style="border: 1px solid #ccc; padding: 2px;">MTH4812HS2 Integrated Math II H S2 - 0.5</div>	<p>2.0 / 1.0</p> <div style="border: 1px solid #ccc; padding: 2px; margin-bottom: 2px;">MTH4434S1 IGCSE Mathematics 3 S1 - 1.0</div> <div style="border: 1px solid #ccc; padding: 2px;">MTH4434S2 IGCSE Mathematics 3 S2 - 1.0</div>	<p>2.0 / 1.0</p> <div style="border: 1px solid #ccc; padding: 2px; margin-bottom: 2px;">MTH4444S1 AICE Mathematics AS S1 - 1.0</div> <div style="border: 1px solid #ccc; padding: 2px;">MTH4444S2 AICE Mathematics AS S2 - 1.0</div>
SCIENCE (3.0 / 3.0)			
<p>1.0 / 1.0</p> <div style="border: 1px solid #ccc; padding: 2px; margin-bottom: 2px;">SCI6514S1 IGCSE Biology I S1 - 0.5</div> <div style="border: 1px solid #ccc; padding: 2px;">SCI6514S2 IGCSE Biology I S2 - 0.5</div> <p>3.0 credit overflow to ELECTIVE FOCUS</p> <p style="color: red; font-size: small;">ALERT: Course Requirement not met: ADD'L LAB SCIENCE</p> <p style="color: red; font-size: small;">ALERT: Course Requirement not met: CHEMISTRY or PHYSICS</p>	<p>1.0 / 1.0</p> <div style="border: 1px solid #ccc; padding: 2px; margin-bottom: 2px;">SCI6114HS1 Chemistry I H S1 - 0.5</div> <div style="border: 1px solid #ccc; padding: 2px;">SCI6114HS2 Chemistry I H S2 - 0.5</div>	<p>2.0 / 1.0</p> <div style="border: 1px solid #ccc; padding: 2px; margin-bottom: 2px;">SCI6515S1 AICE Biology AS S1 - 1.0</div> <div style="border: 1px solid #ccc; padding: 2px;">SCI6515S2 AICE Biology AS S2 - 1.0</div>	<p>2.0 / 0.0</p> <div style="border: 1px solid #ccc; padding: 2px; margin-bottom: 2px;">SCI6841S1 AICE Environ Mgmt AS S1 - 1.0</div> <div style="border: 1px solid #ccc; padding: 2px;">SCI6841S2 AICE Environ Mgmt AS S2 - 1.0</div>

Personalized Student Dashboard: Phase 2

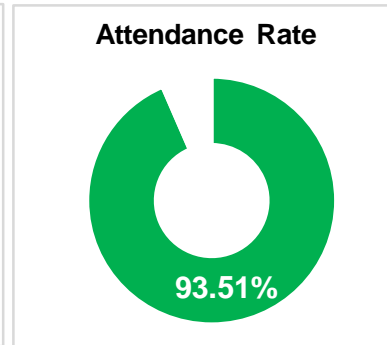
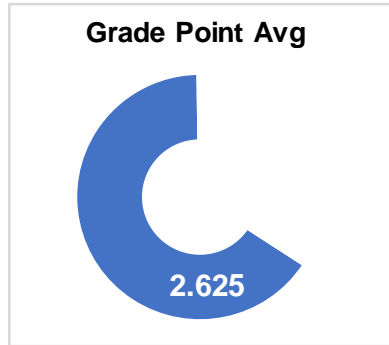
Mar.-July 2021: Initial Design (Identify data components and mock up reports for Phase 2)

Phase 2: Add Visual Data Presentation

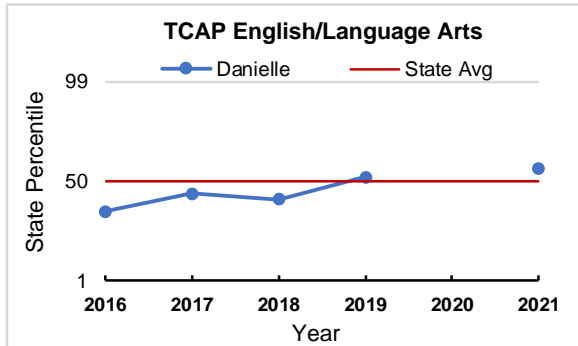
Student Academic Record

Student: Danielle Allen
 Student ID #: 190999901
 School: Music City High
 Grade: 9

 Current GPA: 2.6250
 Attendance: 93.51%
 ISS Days: 0
 OSS Days: 1

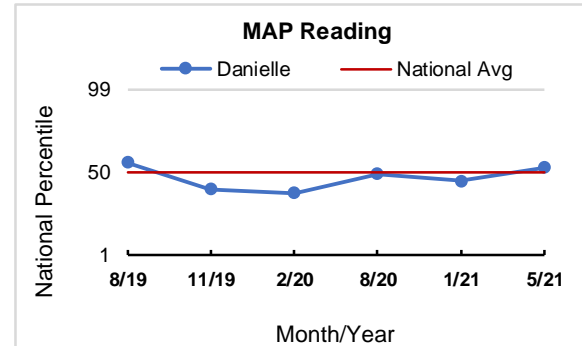


ASSESSMENT RESULTS



This graph shows the percentage of students statewide that scored lower than this student for TCAP English/Language Arts.

	2016	2017	2018	2019	2020	2021
Danielle	35	44	41	52	50	56
State Avg	50	50	50	50	50	50



This graph shows the percentage of students nationally that scored lower than this student for MAP Reading.

	8/19	11/19	2/20	8/20	1/21	5/21
Danielle	56	40	38	49	45	53
National Avg	50	50	50	50	50	50

Personalized Student Dashboard: Phase 2

Mar.-July 2021: Initial Design (Identify data components and mock up reports for Phase 2)



July-Sept. 2021: Finalize Design (Convene stakeholders to review plans and provide input)

Convene Stakeholders

- Educators (Administrators, Coaches, Teachers)
- Families (Parents and Students representative of MNPS population)
- Community Members

Personalized Student Dashboard: Phase 2

Mar.-July 2021: Initial Design (Identify data components and mock up reports for Phase 2)

July-Sept. 2021: Finalize Design (Convene stakeholders to review plans and provide input)

Mar.-Oct. 2021: Identify Resource Implications (possibly data mart or new platform; data security consultant; programming support)

Oct. 2021-Spring 2022: Implement (Platform development and programming; data security; load/verify data; develop interpretation guide and other training and communications materials)

Accessing the Personalized Student Dashboard

Infinite Campus

Campus Parent

Metro Nashville Public Schools

Parent Username

Password

Log In

[Forgot Password?](#) [Forgot Username?](#) [Help](#)

[Log in to Campus Student](#)

or

[New User?](#)

Announcements

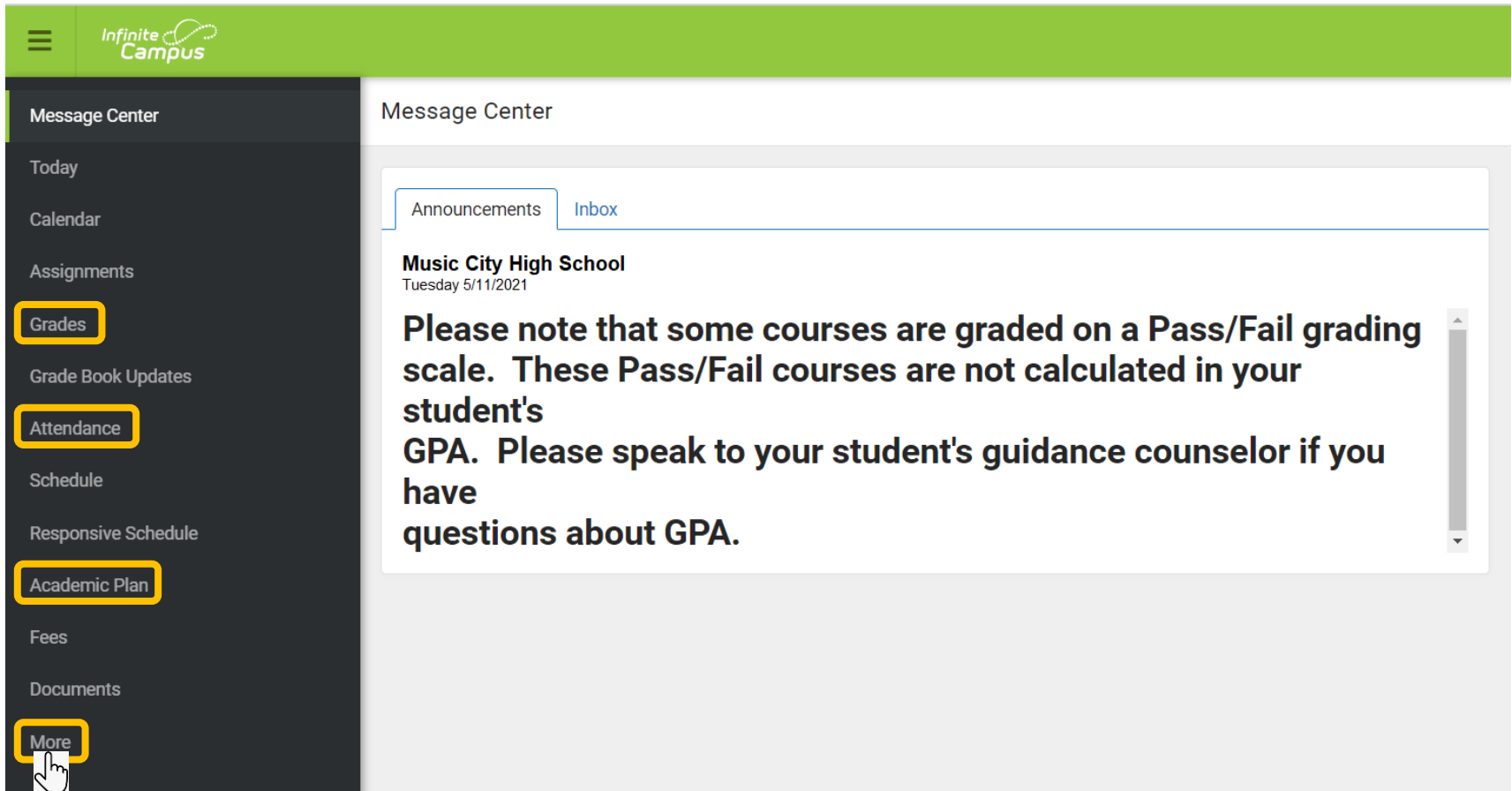
Wednesday 07/10/2019
Parents and Students,

We are excited to inform you Infinite Campus Portal has a new look and two new and improved mobile apps: Campus Student (for students) and Campus Parent (for parents). The new Campus Parent Portal allows for easier access for all of your children under one username, as well as the ability to manage family and emergency contact information (phone numbers, emergency contacts, contact order, relationships). The Campus Student Portal does not have the ability to manage family/contact information.

©2003-2021 Infinite Campus, Inc. | Version: Campus.2112.8

Language:

Accessing the Personalized Student Dashboard



The screenshot shows the Infinite Campus interface. On the left is a dark sidebar menu with the following items: Message Center, Today, Calendar, Assignments, Grades (highlighted with a yellow box), Grade Book Updates, Attendance (highlighted with a yellow box), Schedule, Responsive Schedule, Academic Plan (highlighted with a yellow box), Fees, Documents, and More (highlighted with a yellow box and a hand cursor). The main content area is titled 'Message Center' and has two tabs: 'Announcements' and 'Inbox'. A message from 'Music City High School' dated 'Tuesday 5/11/2021' is displayed. The message text reads: 'Please note that some courses are graded on a Pass/Fail grading scale. These Pass/Fail courses are not calculated in your student's GPA. Please speak to your student's guidance counselor if you have questions about GPA.'

Accessing the Personalized Student Dashboard

The screenshot shows the Infinite Campus interface. At the top left is a green header with the Infinite Campus logo and a hamburger menu icon. Below the header is a dark grey sidebar menu with the following items: Message Center, Today, Calendar, Assignments, Grades, Grade Book Updates, Attendance, Schedule, Responsive Schedule, Academic Plan, Fees, Documents, and More. The 'More' item is highlighted with a green bar. To the right of the sidebar is a 'More' section containing a list of links: Address Information, Assessments, Behavior, Demographics, Family Information, Important Dates, and Lockers. The 'Assessments' and 'Behavior' links are highlighted with yellow boxes. To the right of the 'More' section is a 'Quick Links' section, which is currently empty.

Student Data Now Available

- MAP Assessment Scores
- ACT Scores
- Civics Exam Scores
- WIDA ACCESS Scores
- Attendance Data
- Behavior Data
- Course Grades
- Academic Plan