



MNPS District

MNPS Student Climate Survey
Spring 2018



Report created by
Panorama Education



Summary

Topic Description	Results
Classroom Management	40%
Connectedness	60%
Equity	47%
Social-Emotional Learning	69%
Student-Teacher Relationships	67%

Note: The Social-Emotional Learning topic is a pilot measure for the Spring 2018 survey, and only half of students received each question in this topic. Please interpret with caution.

32,313 responses



Classroom Management

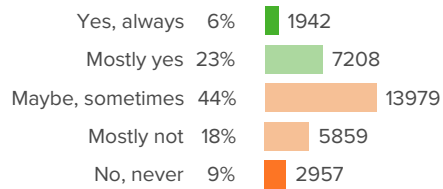
Your average

40%

32,313 responses

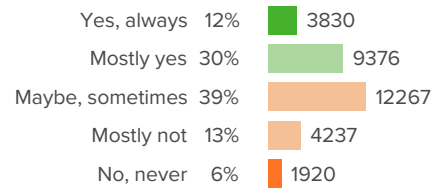
How did people respond?

Q.1: My classmates behave the way my teachers want them to.



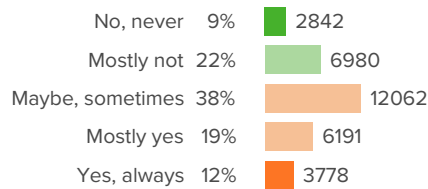
Favorable: **29%**

Q.2: Our classes stay busy and do not waste time.



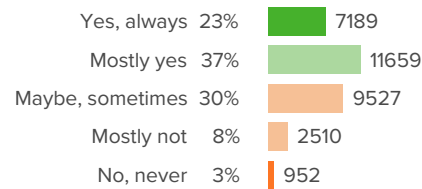
Favorable: **42%**

Q.3: Students behave so badly in my classes that it slows down our learning.



Favorable: **31%**

Q.4: Everybody knows what they should be doing and learning in class.



Favorable: **59%**



Connectedness

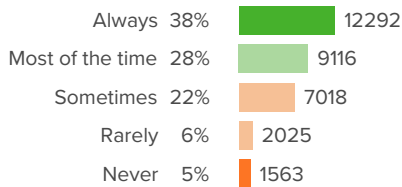
Your average

60%

32,313 responses

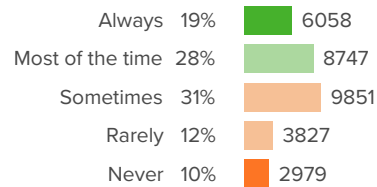
How did people respond?

Q.1: I feel welcome in my school.



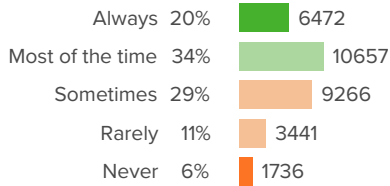
Favorable: **67%**

Q.2: I enjoy being in school.



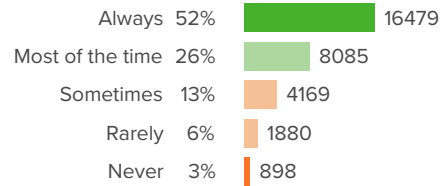
Favorable: **47%**

Q.3: I am treated with respect by other students.



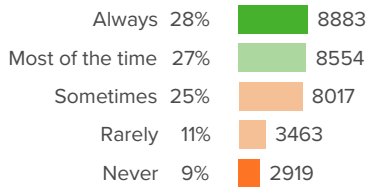
Favorable: **54%**

Q.4: I have good friends at my school.



Favorable: **78%**

Q.5: When I am in school, I feel like I belong.



Favorable: **55%**



Equity

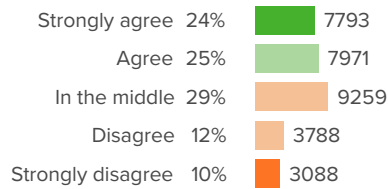
Your average

47%

32,313 responses

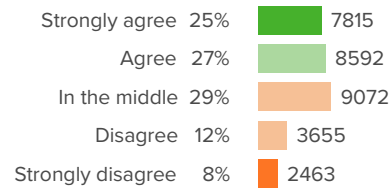
How did people respond?

Q.1: Rich and poor students are treated the same.



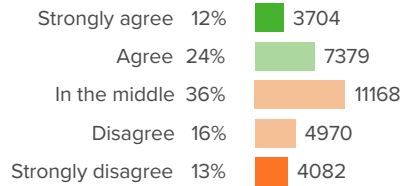
Favorable: **49%**

Q.2: Boys and girls are treated equally.



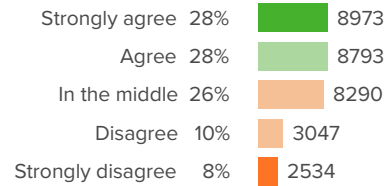
Favorable: **52%**

Q.3: I see people who look like me in class materials.



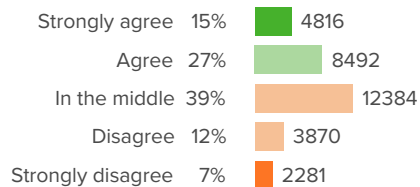
Favorable: **35%**

Q.4: Adults treat all students with respect.



Favorable: **56%**

Q.5: People from all backgrounds get along well.



Favorable: **42%**



Social-Emotional Learning

Your average

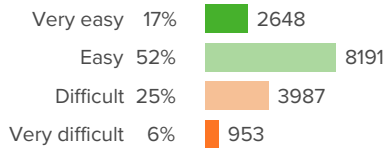
69%

32,313 responses

Note: The Social-Emotional Learning topic is a pilot measure for the Spring 2018 survey, and only half of students received each question in this topic. Please interpret with caution.

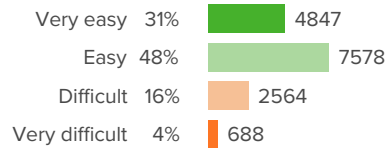
How did people respond?

Q.1: Learning from people with different opinions than me.



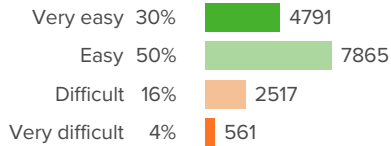
Favorable: **69%**

Q.2: Knowing what people may be feeling by the look on their face.



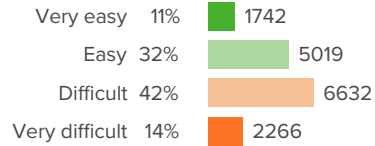
Favorable: **79%**

Q.3: Knowing when someone needs help.



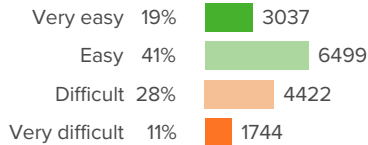
Favorable: **80%**

Q.4: Getting through something even when I feel frustrated.



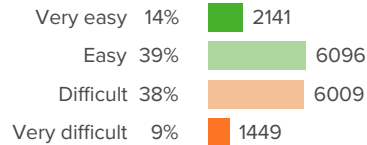
Favorable: **43%**

Q.5: Being patient even when I am really excited.



Favorable: **61%**

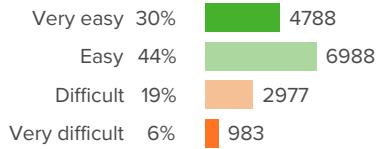
Q.6: Finishing tasks even if they are hard for me.



Favorable: **52%**

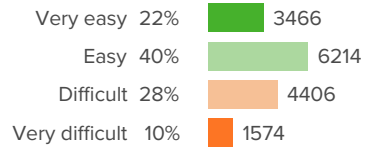


Q.7: Setting goals for myself.



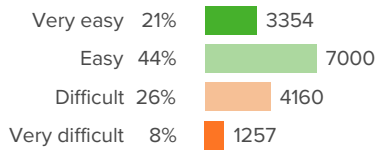
Favorable: **75%**

Q.8: Doing my schoolwork even when I do not feel like it.



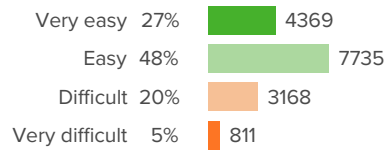
Favorable: **62%**

Q.9: Being prepared for tests.



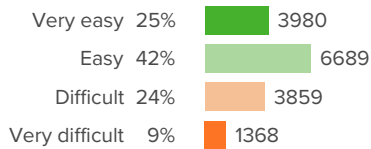
Favorable: **66%**

Q.10: Knowing what my strengths are.



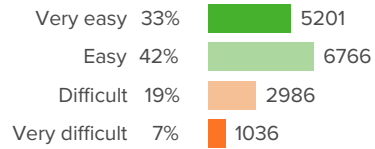
Favorable: **75%**

Q.11: Knowing when my feelings are making it hard for me to focus.



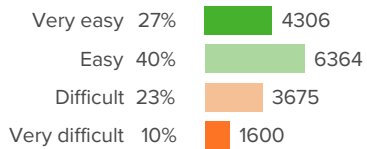
Favorable: **67%**

Q.12: Knowing the emotions I feel.



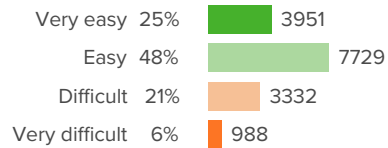
Favorable: **75%**

Q.13: Knowing ways I calm myself down.



Favorable: **67%**

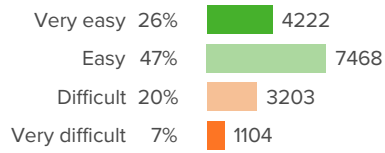
Q.14: Respecting a classmate's opinions during a disagreement.



Favorable: **73%**

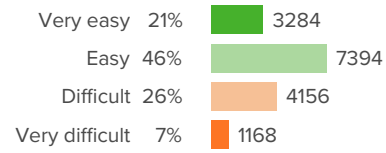


Q.15: Getting along with my classmates.



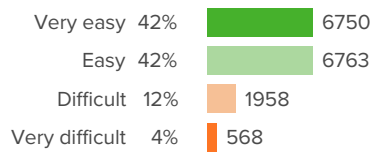
Favorable: **73%**

Q.16: Thinking about what might happen before making a decision.



Favorable: **67%**

Q.17: Knowing what is right or wrong.



Favorable: **84%**



Student-Teacher Relationships

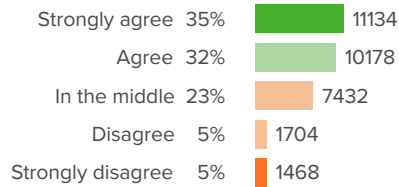
Your average

67%

32,313 responses

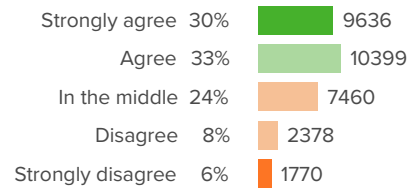
How did people respond?

Q.1: I feel safe and comfortable with my teachers in this school.



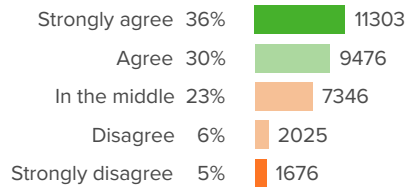
Favorable: **67%**

Q.2: My teachers always try to be fair.



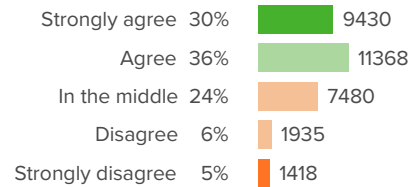
Favorable: **63%**

Q.3: My teachers really care about me.



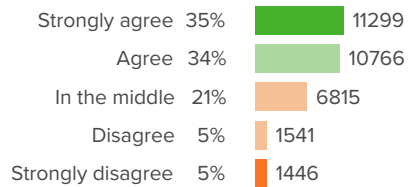
Favorable: **65%**

Q.4: My teachers tell me not to do something when they have a good reason.



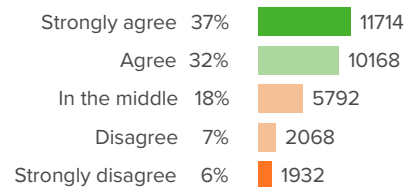
Favorable: **66%**

Q.5: My teachers treat me with respect.



Favorable: **69%**

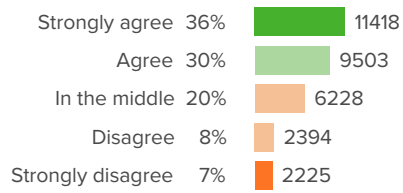
Q.6: There is at least one teacher who knows who my friends are.



Favorable: **69%**

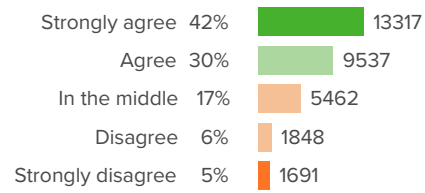


Q.7: There is at least one teacher who is willing to help with personal problems.



Favorable: **66%**

Q.8: There is at least one teacher who really cares how I'm doing in school.



Favorable: **72%**



MNPS District






1. Teacher Survey
Spring 2018



Report created by
Panorama Education



Summary

Topic Description	Results	Benchmark
<p>Feedback and Coaching</p> <p>Perceptions of the amount and quality of feedback faculty and staff receive.</p>	<p>48%</p> <p>0</p> <p>since last survey</p>	 <p>40th - 59th percentile compared to others nationally</p>
<p>Professional Learning</p> <p>Perceptions of the amount and quality of professional growth and learning opportunities available to faculty and staff.</p>	<p>54%</p> <p>▲1</p> <p>since last survey</p>	 <p>40th - 59th percentile compared to others nationally</p>
<p>Safety/Discipline</p>	<p>63%</p> <p>▲2</p> <p>since last survey</p>	 <p>40th - 59th percentile compared to others nationally</p>
<p>School Leadership</p> <p>Perceptions of the school leadership's effectiveness.</p>	<p>58%</p> <p>▲4</p> <p>since last survey</p>	 <p>40th - 59th percentile compared to others nationally</p>
<p>Teaching Efficacy</p> <p>Faculty perceptions of their professional strengths and areas for growth.</p>	<p>76%</p> <p>▼1</p> <p>since last survey</p>	 <p>40th - 59th percentile compared to others nationally</p>

4,555 responses



Feedback and Coaching

Your average

48%

4,555 responses

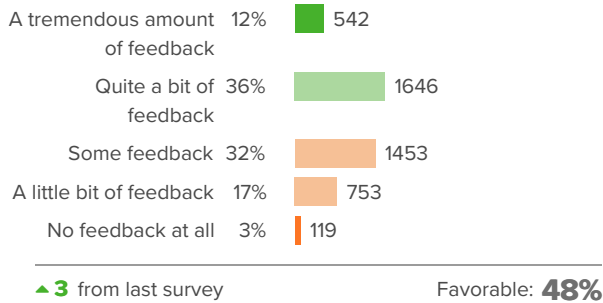
Change

0

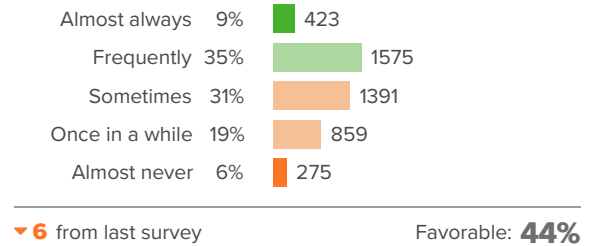
since last survey

How did people respond?

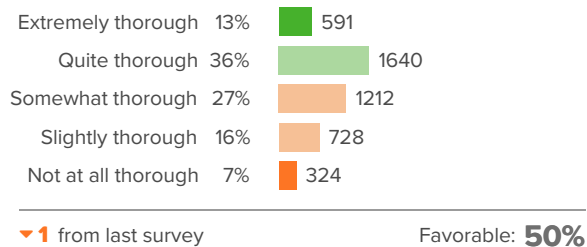
Q.1: How much feedback do you receive on your teaching?



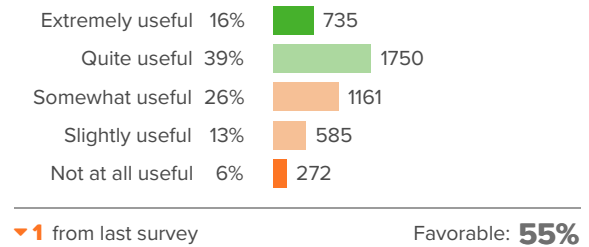
Q.2: How often do you receive feedback on your teaching?



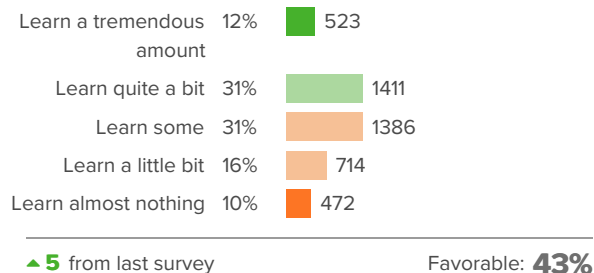
Q.3: At your school, how thorough is the feedback you receive in covering all aspects of your role as a teacher?



Q.4: How useful do you find the feedback you receive on your teaching?



Q.5: How much do you learn from the teacher evaluation processes at your school?





Professional Learning

Your average

54%

4,555 responses

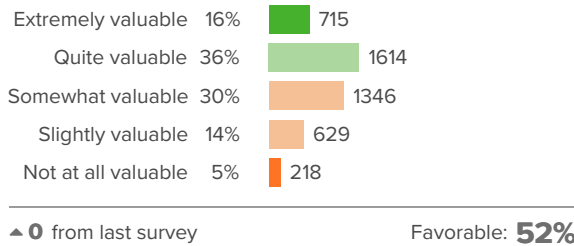
Change

▲ 1

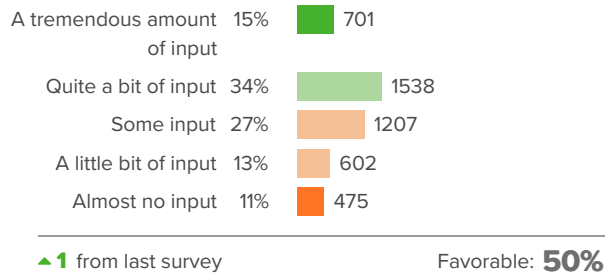
since last survey

How did people respond?

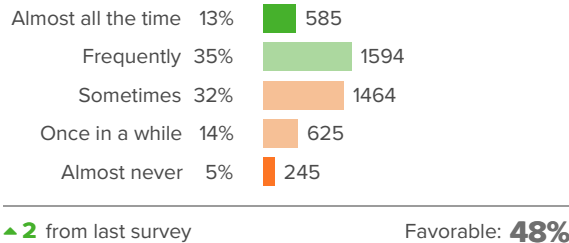
Q.1: At your school, how valuable are the available professional development opportunities?



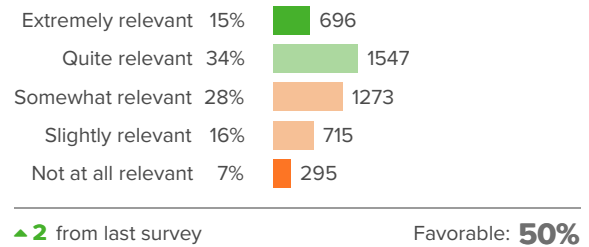
Q.2: How much input do you have into individualizing your own professional development opportunities?



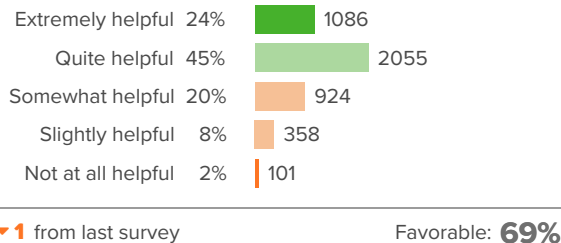
Q.3: How often do your professional development opportunities help you explore new ideas?



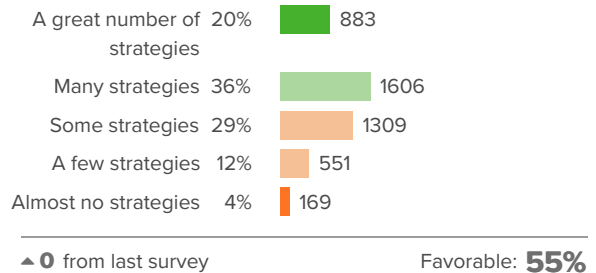
Q.4: How relevant have your professional development opportunities been to the content that you teach?



Q.5: How helpful are your colleagues' ideas for improving your teaching?

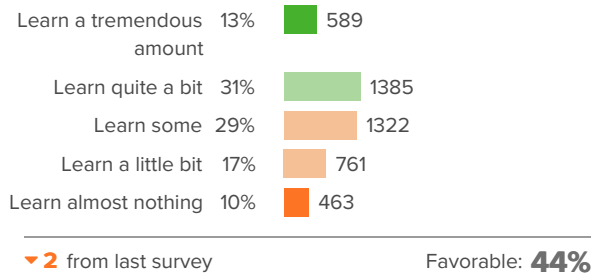


Q.6: Through working at your school, how many new teaching strategies have you learned?

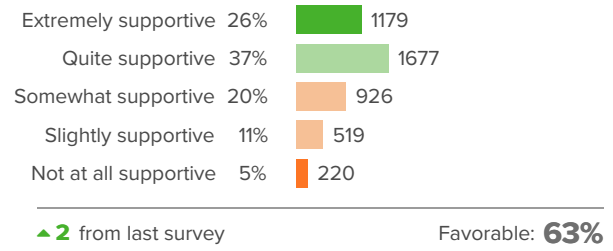




Q.7: Overall, how much do you learn about teaching from the leaders at your school?



Q.8: Overall, how supportive has the school been of your growth as a teacher?





Safety/Discipline

Your average

63%

4,555 responses

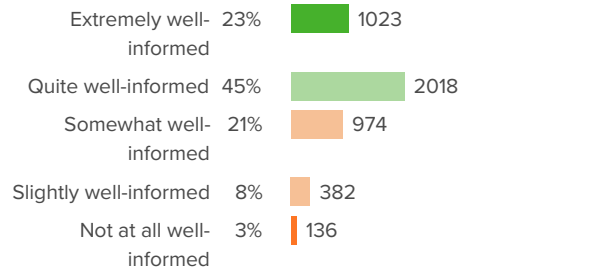
Change

▲ 2

since last survey

How did people respond?

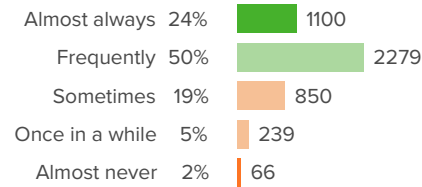
Q.1: How well-informed are staff about school policies and procedures?



▲ 2 from last survey

Favorable: **67%**

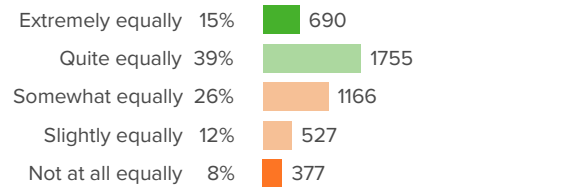
Q.2: How often do staff at this school recognize students for positive behavior?



▲ 1 from last survey

Favorable: **75%**

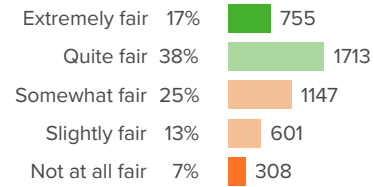
Q.3: How equally are school rules applied to all students?



▲ 1 from last survey

Favorable: **54%**

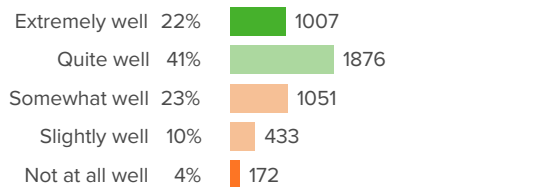
Q.4: How fair is discipline at this school?



▲ 1 from last survey

Favorable: **55%**

Q.5: How well do staff at this school work together to ensure an orderly environment?



▲ 3 from last survey

Favorable: **64%**



School Leadership

Your average

58%

4,555 responses

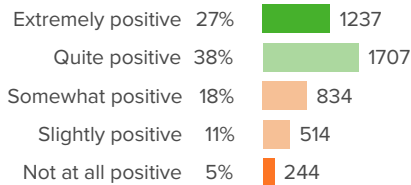
Change

▲ 4

since last survey

How did people respond?

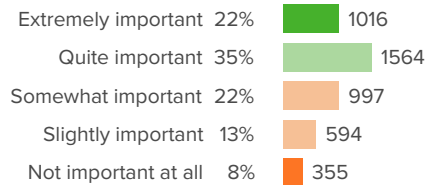
Q.1: How positive is the tone that school leaders set for the culture of the school?



▲ 6 from last survey

Favorable: **65%**

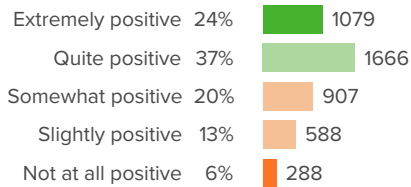
Q.2: For your school leaders, how important is teacher satisfaction?



▲ 2 from last survey

Favorable: **57%**

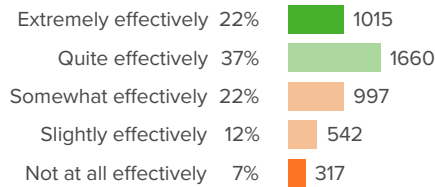
Q.3: Overall, how positive is the influence of the school leaders on the quality of your teaching?



▲ 2 from last survey

Favorable: **61%**

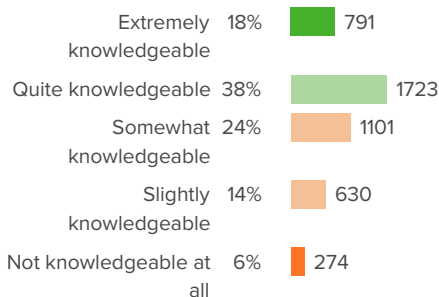
Q.4: How effectively do school leaders communicate important information to teachers?



▲ 4 from last survey

Favorable: **59%**

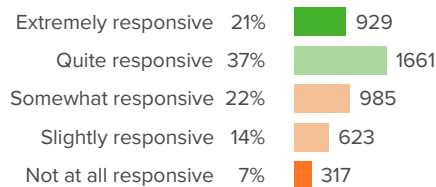
Q.5: How knowledgeable are your school leaders about what is going on in teachers' classrooms?



▲ 2 from last survey

Favorable: **56%**

Q.6: How responsive are school leaders to your feedback?

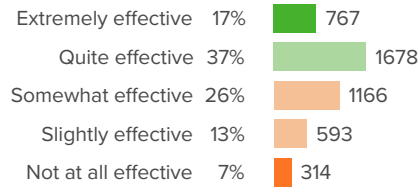


▲ 6 from last survey

Favorable: **57%**



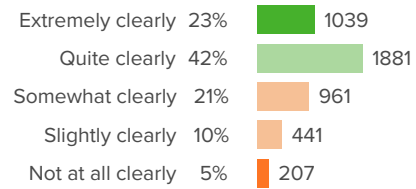
Q.7: How effective are the school leaders at developing rules for students that facilitate their learning?



▲3 from last survey

Favorable: **54%**

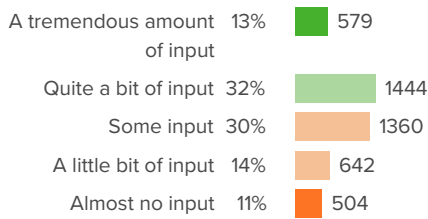
Q.8: How clearly do your school leaders identify their goals for teachers?



▲1 from last survey

Favorable: **64%**

Q.9: When the school makes important decisions, how much input do teachers have?



▲3 from last survey

Favorable: **45%**



Teaching Efficacy

Your average

76%

4,555 responses

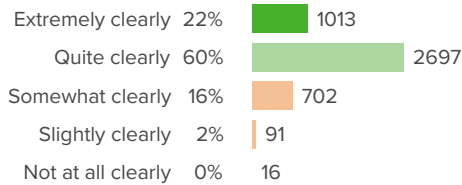
Change

▼ 1

since last survey

How did people respond?

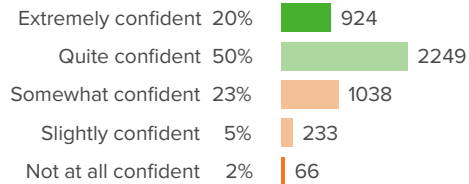
Q.1: How clearly can you explain the most complicated content to your students?



▼ 1 from last survey

Favorable: **82%**

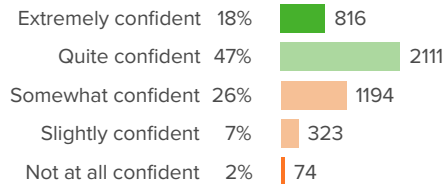
Q.2: How confident are you that you can move through material at a pace that works well for each of your students?



▲ 2 from last survey

Favorable: **70%**

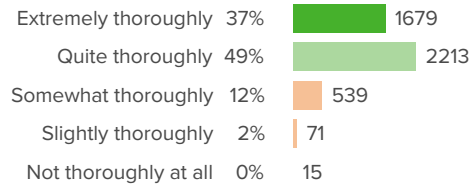
Q.3: How confident are you that you can help your school's most challenging students to learn?



▼ 1 from last survey

Favorable: **65%**

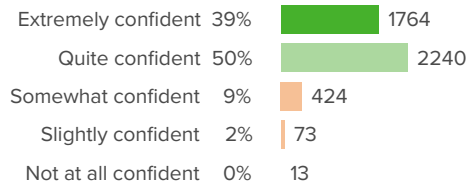
Q.4: How thoroughly do you feel that you know all the content you need to teach?



▼ 5 from last survey

Favorable: **86%**

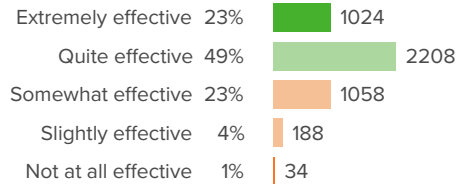
Q.5: If a parent were upset about something in your class, how confident are you that you could have a productive conversation with this parent?



▼ 1 from last survey

Favorable: **89%**

Q.6: How effective do you think you are at managing particularly disruptive classes?

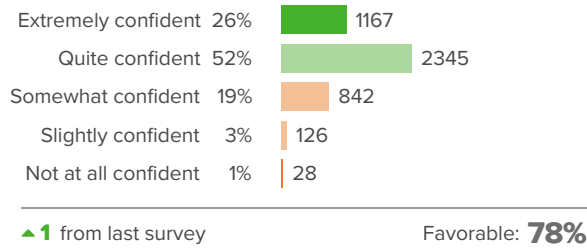


▼ 3 from last survey

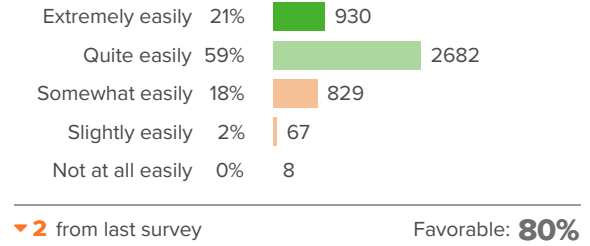
Favorable: **72%**



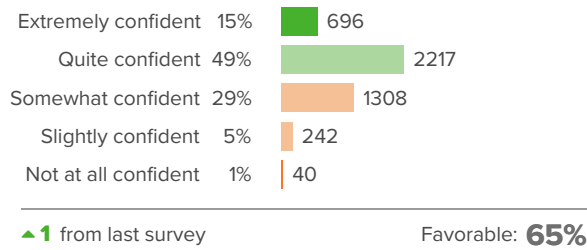
Q.7: How confident are you that you can meet the learning needs of your most advanced students?



Q.8: When one of your teaching strategies fails to work for a group of students, how easily can you think of another approach to try?



Q.9: How confident are you that you can engage students who typically are not motivated?





MNPS District





2. Staff Survey
Spring 2018



Report created by
Panorama Education



Summary

Topic Description	Results	Benchmark
<p>Feedback and Coaching</p> <p>Perceptions of the amount and quality of feedback faculty and staff receive.</p>	<p>50%</p> <p>▼3</p> <p>since last survey</p>	 <p>40th - 59th percentile compared to others nationally</p>
<p>Professional Learning</p> <p>Perceptions of the amount and quality of professional growth and learning opportunities available to faculty and staff.</p>	<p>55%</p> <p>▼5</p> <p>since last survey</p>	 <p>40th - 59th percentile compared to others nationally</p>
<p>Safety/Discipline</p>	<p>66%</p> <p>▼3</p> <p>since last survey</p>	 <p>60th - 79th percentile compared to others nationally</p>
<p>School Leadership</p> <p>Perceptions of the school leadership's effectiveness.</p>	<p>64%</p> <p>▼1</p> <p>since last survey</p>	 <p>60th - 79th percentile compared to others nationally</p>

1,058 responses



Feedback and Coaching

Your average

50%

1,058 responses

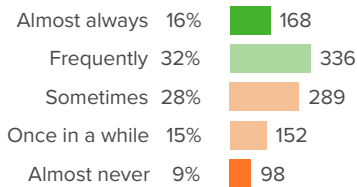
Change

▼ 3

since last survey

How did people respond?

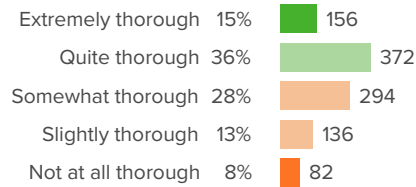
Q.1: How often do you receive feedback on your work?



▼ 6 from last survey

Favorable: **48%**

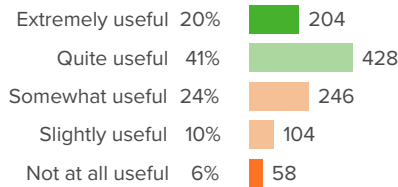
Q.2: At your school, how thorough is the feedback you receive in covering all aspects of your role?



▼ 2 from last survey

Favorable: **51%**

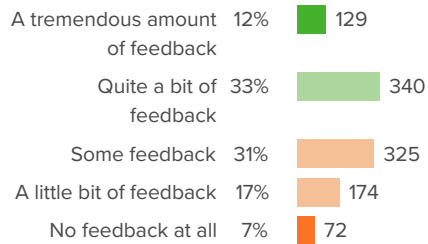
Q.3: How useful do you find the feedback you receive on your work?



▼ 3 from last survey

Favorable: **61%**

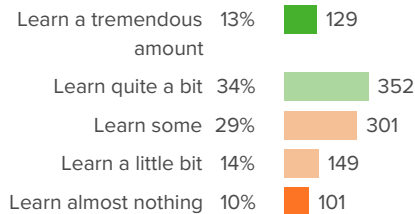
Q.4: How much feedback do you receive on your work?



▼ 1 from last survey

Favorable: **45%**

Q.5: How much do you learn from the evaluation processes at your school?



▲ 1 from last survey

Favorable: **47%**



Professional Learning

Your average

55%

1,058 responses

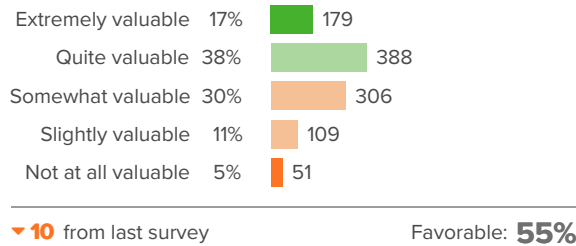
Change

▼ 5

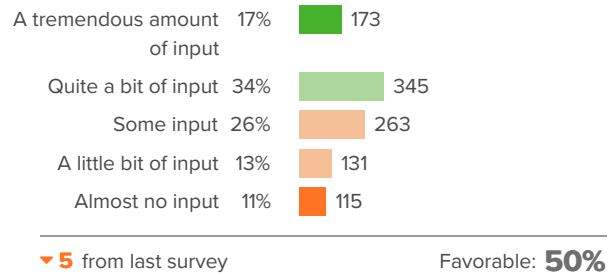
since last survey

How did people respond?

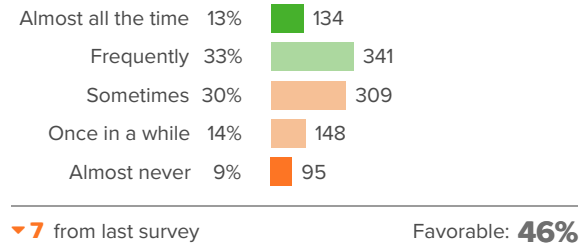
Q.1: At your school, how valuable are the available professional development opportunities?



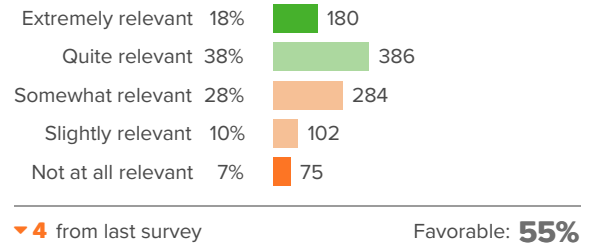
Q.2: How much input do you have into individualizing your own professional development opportunities?



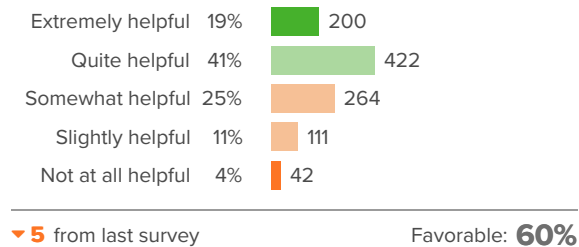
Q.3: How often do your professional development opportunities help you explore new ideas?



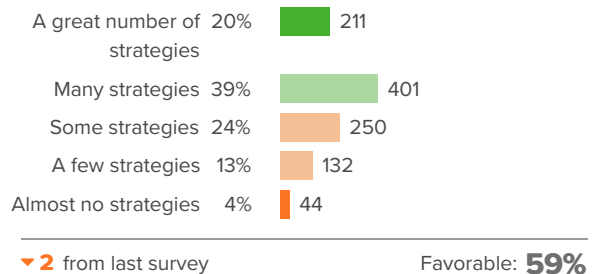
Q.4: How relevant have your professional development opportunities been to your work?



Q.5: How helpful are your colleagues' ideas for improving your work?

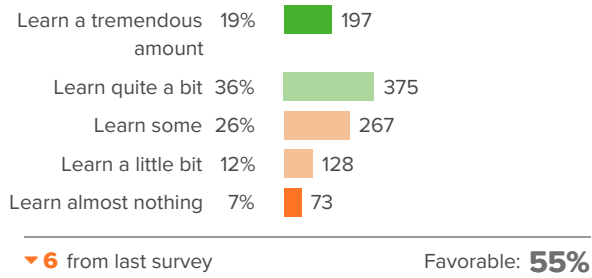


Q.6: Through working at your school, how many new strategies for your job have you learned?

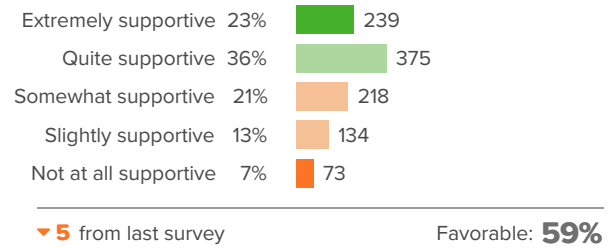




Q.7: Overall, how much do you learn from the leaders at your school?



Q.8: Overall, how supportive has the school been of your professional growth?





Safety/Discipline

Your average

66%

1,058 responses

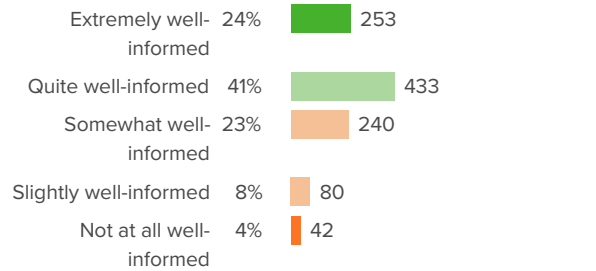
Change

▼ 3

since last survey

How did people respond?

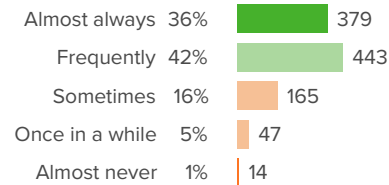
Q.1: How well-informed are staff about school policies and procedures?



▼ 5 from last survey

Favorable: **65%**

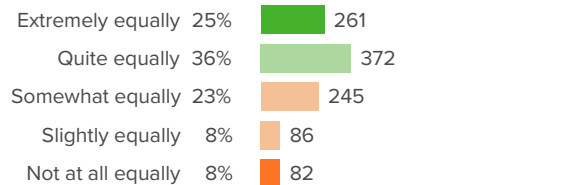
Q.2: How often do staff at this school recognize students for positive behavior?



▲ 0 from last survey

Favorable: **78%**

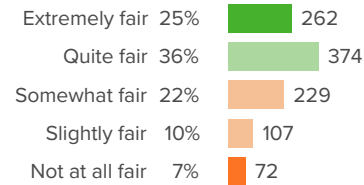
Q.3: How equally are school rules applied to all students?



▼ 1 from last survey

Favorable: **61%**

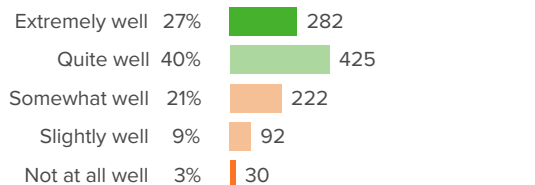
Q.4: How fair is discipline at this school?



▼ 4 from last survey

Favorable: **61%**

Q.5: How well do staff at this school work together to ensure an orderly environment?



▼ 1 from last survey

Favorable: **67%**



School Leadership

Your average

64%

1,058 responses

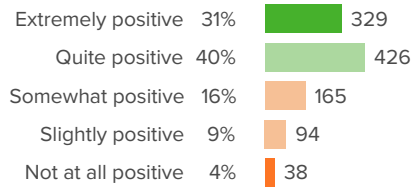
Change

▼ 1

since last survey

How did people respond?

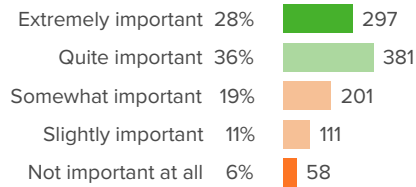
Q.1: How positive is the tone that school leaders set for the culture of the school?



▲ 2 from last survey

Favorable: **72%**

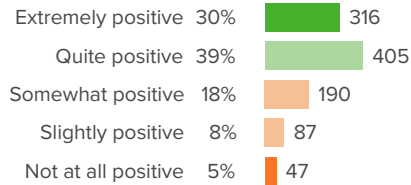
Q.2: For your school leaders, how important is staff satisfaction?



▼ 2 from last survey

Favorable: **65%**

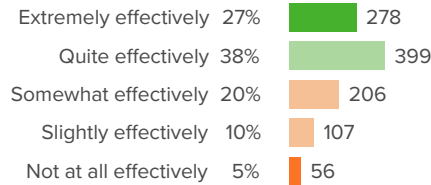
Q.3: Overall, how positive is the influence of the school leaders on the quality of your work?



▲ 0 from last survey

Favorable: **69%**

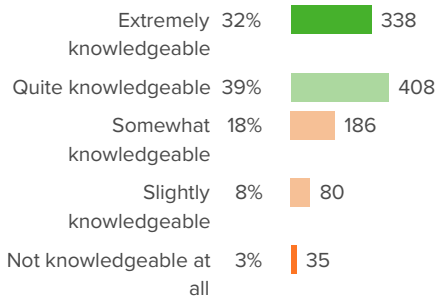
Q.4: How effectively do school leaders communicate important information to staff?



▲ 1 from last survey

Favorable: **65%**

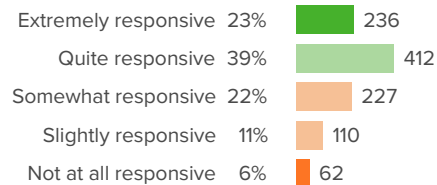
Q.5: How knowledgeable are your school leaders about what is going on in the school?



▼ 3 from last survey

Favorable: **71%**

Q.6: How responsive are school leaders to your feedback?

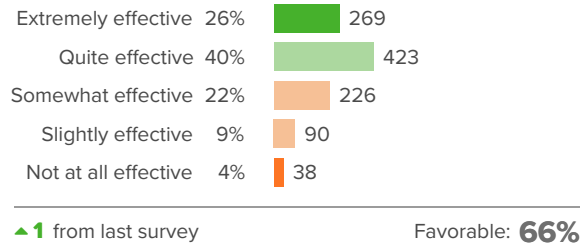


▲ 2 from last survey

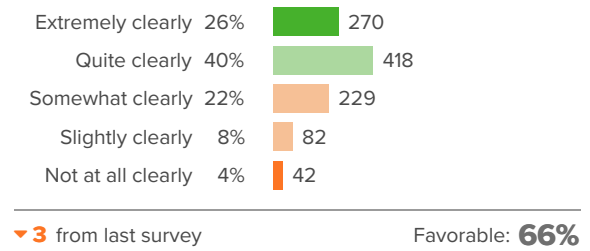
Favorable: **62%**



Q.7: How effective are the school leaders at developing rules for students that facilitate their learning?



Q.8: How clearly do your school leaders identify their goals for the staff?



Q.9: When the school makes important decisions, how much input do staff have?

