



MNPS District


Student Survey
Fall 2019



Report created by
Panorama Education



Summary

Topic Description	Results	Benchmark
<p>Academic Press</p> <p>Student perceptions of teachers' rigorous academic expectations.</p>	<p>77%</p> <p>▼1 since last survey</p>	
<p>Belonging</p> <p>Students' sense of belonging to their school community.</p>	<p>56%</p> <p>0 since last survey</p>	
<p>Bullying</p> <p>Prevalence of student bullying. This topic was expanded in Fall 2018.</p>	<p>57%</p> <p>▲2 since last survey</p>	
<p>Classroom Management</p> <p>Perceptions of the orderliness of classroom environments and the effective management of class time.</p>	<p>41%</p> <p>0 since last survey</p>	
<p>Culture of Diversity</p> <p>Perceptions that the school values equity and diversity.</p>	<p>63%</p> <p>▲1 since last survey</p>	
<p>Inclusive Instruction</p> <p>Perceptions that classroom instruction reflects diverse people and experiences. This topic was expanded in Fall 2019.</p>	<p>49%</p>	
<p>School Engagement</p> <p>How attentive and invested students are in school.</p>	<p>42%</p> <p>▼2 since last survey</p>	 <p>20th - 39th percentile compared to others nationally</p>



School Safety

Perceptions of safety at school. This topic was expanded in Fall 2018.

64%

▲2

since last survey

Student Voice

Perceptions of how much student voice is valued at school.

47%

0

since last survey

Student-Student Relationships

Perceptions of the quality of relationships among students. This topic was modified and expanded in Fall 2018.

38%

▲1

since last survey

Student-Teacher Relationships

Perceptions of the quality of relationships between students and teachers.

67%

▲1

since last survey

43,056 responses



Academic Press

Your average

77%

43,056 responses

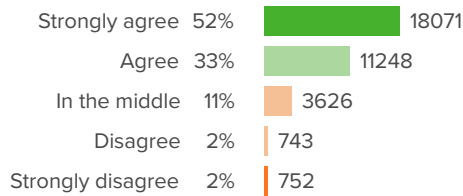
Change

▼ **1**

since last survey

How did people respond?

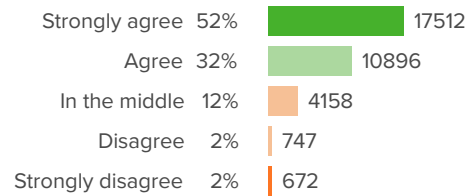
Q.1: My teachers expect me to work hard.



▼ **1** from last survey

Favorable: **85%**

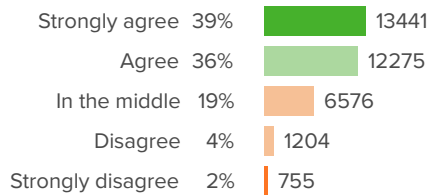
Q.2: My teachers really want me to learn a lot.



▲ **0** from last survey

Favorable: **84%**

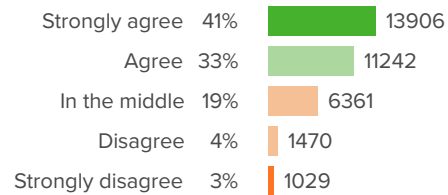
Q.3: My teachers expect a lot from students.



▲ **0** from last survey

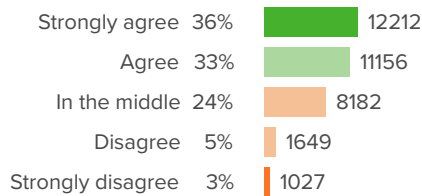
Favorable: **75%**

Q.4: My teachers really care how much I learn.



Favorable: **74%**

Q.5: My teachers expect me to attend college.



▼ **1** from last survey

Favorable: **68%**



Belonging

Your average

56%

43,056 responses

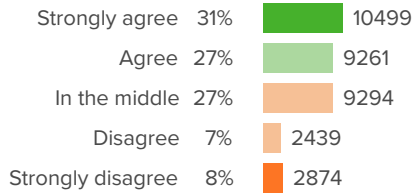
Change

0

since last survey

How did people respond?

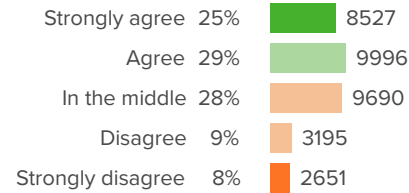
Q.1: I am happy to be at this school.



▲ **0** from last survey

Favorable: **57%**

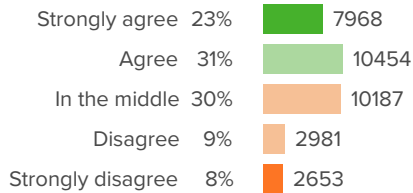
Q.2: I feel like I am part of this school.



▼ **1** from last survey

Favorable: **54%**

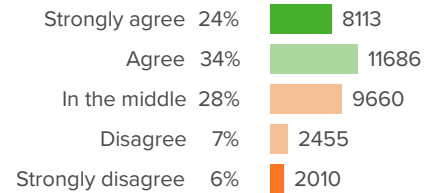
Q.3: I feel like I belong.



▲ **1** from last survey

Favorable: **54%**

Q.4: I feel socially accepted.



▲ **1** from last survey

Favorable: **58%**



Bullying

Your average

57%

43,056 responses

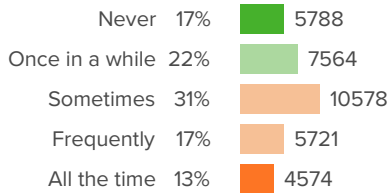
Change

▲ 2

since last survey

How did people respond?

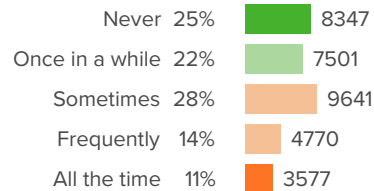
Q.1: How often do students at your school...make fun of, call names, or insult other students, in a hurtful way?



▲ 1 from last survey

Favorable: **39%**

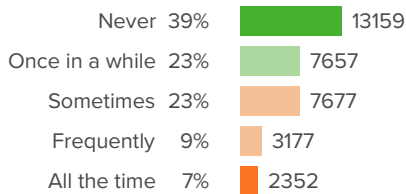
Q.2: How often do students at your school... spread hurtful rumors about other students?



▲ 2 from last survey

Favorable: **47%**

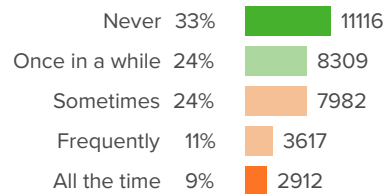
Q.3: How often do students at your school...threaten other students with harm?



▲ 1 from last survey

Favorable: **61%**

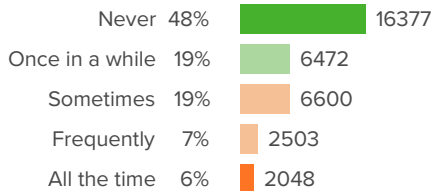
Q.4: How often do students at your school...push, shove, trip, or spit on other students?



▲ 0 from last survey

Favorable: **57%**

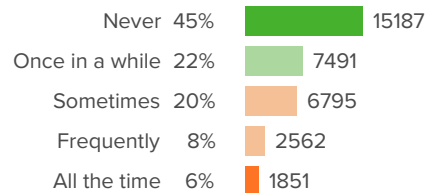
Q.5: How often do students at your school...try to make other students do things they do not want to do, for example give them money or other things?



▲ 2 from last survey

Favorable: **67%**

Q.6: How often do students at your school...destroy other students' property on purpose?

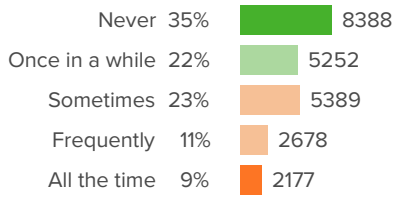


▲ 1 from last survey

Favorable: **67%**



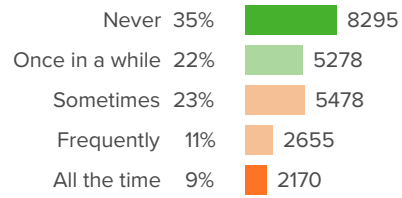
Q.7: How often do students at your school... spread lies or hurtful information about other students online or by text message?



▲ 1 from last survey

Favorable: **57%**

Q.8: How often do students at your school... make fun of, call names, or insult other students online or by text message?



▲ 1 from last survey

Favorable: **57%**



Classroom Management

Your average

41%

43,056 responses

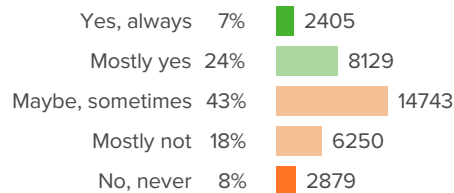
Change

0

since last survey

How did people respond?

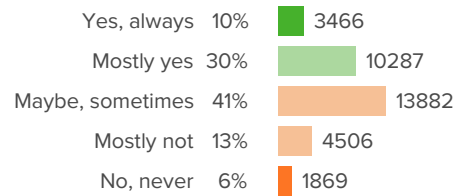
Q.1: My classmates behave the way my teachers want them to.



▲ 2 from last survey

Favorable: **31%**

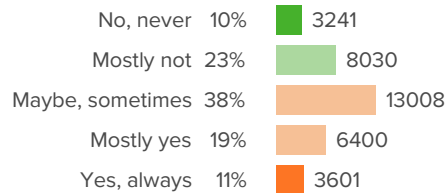
Q.2: Our classes stay busy and do not waste time.



▼ 1 from last survey

Favorable: **40%**

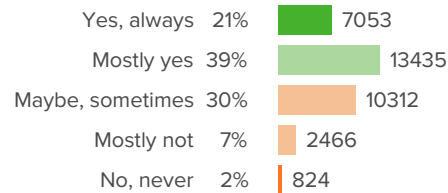
Q.3: Students behave so badly in my classes that it slows down our learning.



▲ 0 from last survey

Favorable: **33%**

Q.4: Everybody knows what they should be doing and learning in class.



▲ 0 from last survey

Favorable: **60%**

Culture of Diversity

Your average

63%

43,056 responses

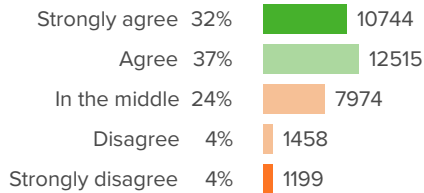
Change

▲ 1

since last survey

How did people respond?

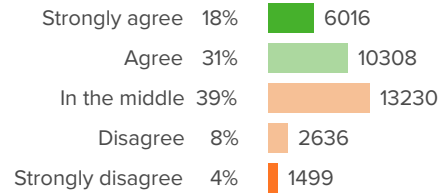
Q.1: I work with students of different backgrounds in class.



▲ 3 from last survey

Favorable: **69%**

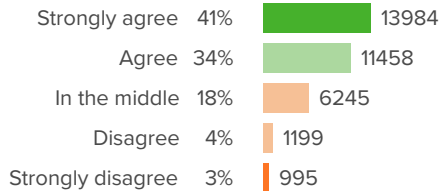
Q.2: Students from all backgrounds get along well.



▲ 2 from last survey

Favorable: **48%**

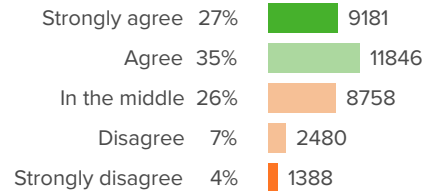
Q.3: Teachers treat students of all backgrounds with respect.



▲ 1 from last survey

Favorable: **75%**

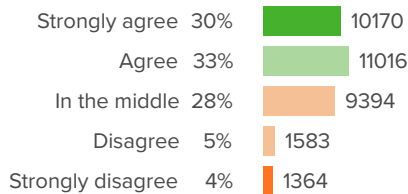
Q.4: I learn about different cultures and traditions in school.



▼ 1 from last survey

Favorable: **62%**

Q.5: Diversity is important at my school.



▲ 3 from last survey

Favorable: **63%**



Inclusive Instruction

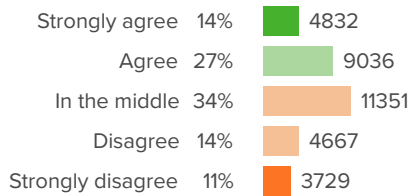
Your average

49%

43,056 responses

How did people respond?

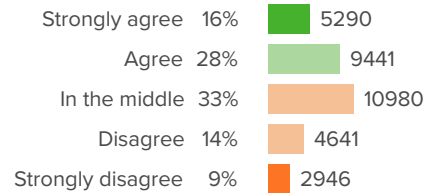
Q.1: I see people who look like me in class materials.



▲ **11** from last survey

Favorable: **41%**

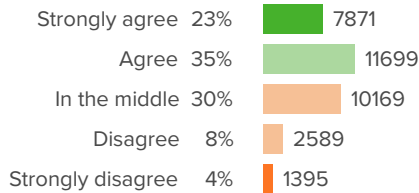
Q.2: I learn about the achievements of people who look like me.



▲ **12** from last survey

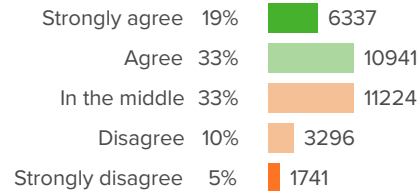
Favorable: **44%**

Q.3: I learn about people from all backgrounds.



Favorable: **58%**

Q.4: I get the chance to connect my background with what I learn.



Favorable: **52%**

School Engagement

Your average

42%

43,056 responses

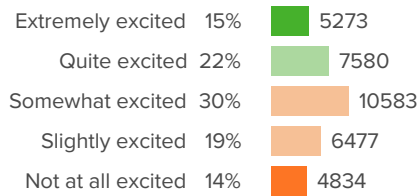
Change

▼ 2

since last survey

How did people respond?

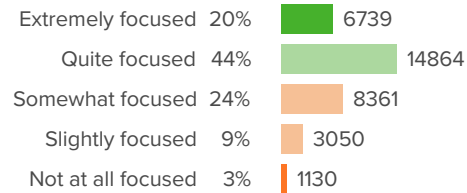
Q.1: How excited are you about going to your classes?



▼ 1 from last survey

Favorable: **37%**

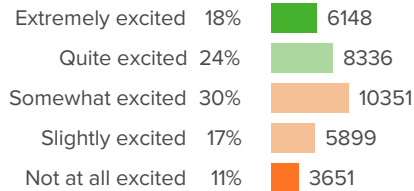
Q.2: How focused are you on the activities in your classes?



▼ 2 from last survey

Favorable: **63%**

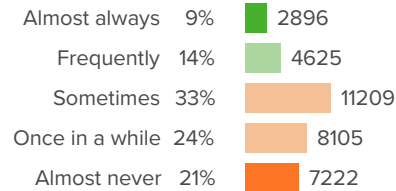
Q.3: In your classes, how excited are you to participate?



▼ 2 from last survey

Favorable: **42%**

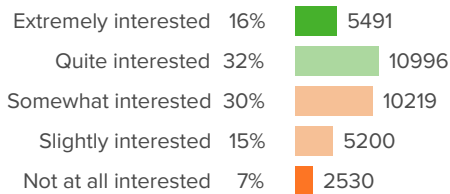
Q.4: When you are not in school, how often do you talk about ideas from your classes?



▲ 0 from last survey

Favorable: **22%**

Q.5: How interested are you in your classes?



▼ 1 from last survey

Favorable: **48%**

School Safety

Your average

64%

43,056 responses

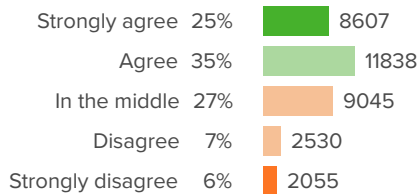
Change

▲ 2

since last survey

How did people respond?

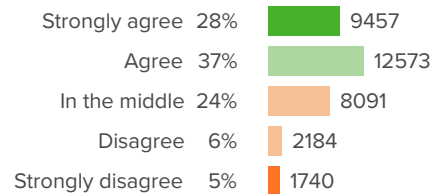
Q.1: I feel safe outside around the school.



▲ 2 from last survey

Favorable: **60%**

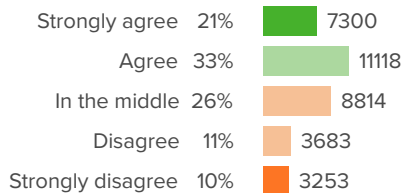
Q.2: I feel safe in the hallways of the school.



▲ 2 from last survey

Favorable: **65%**

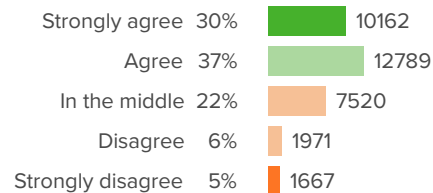
Q.3: I feel safe in the bathrooms of the school.



▲ 2 from last survey

Favorable: **54%**

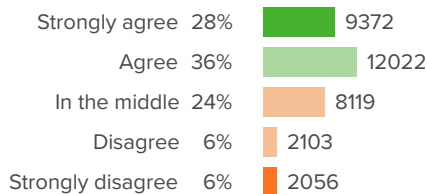
Q.4: I feel safe in the cafeteria.



▲ 3 from last survey

Favorable: **67%**

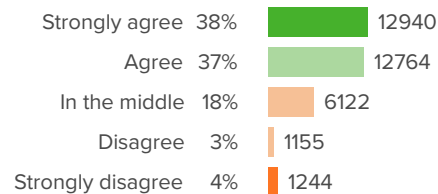
Q.5: I feel safe in the gym and locker rooms.



▲ 3 from last survey

Favorable: **64%**

Q.6: I feel safe in my classrooms.



▲ 1 from last survey

Favorable: **75%**



Student Voice

Your average

47%

43,056 responses

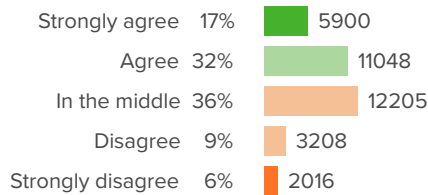
Change

0

since last survey

How did people respond?

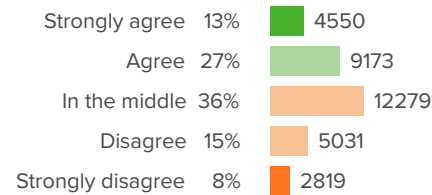
Q.1: In my school, students are given a chance to help make decisions.



▲ **1** from last survey

Favorable: **49%**

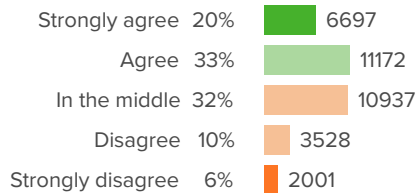
Q.2: Students are involved in helping to solve school problems.



▲ **1** from last survey

Favorable: **41%**

Q.3: Adults in this school ask students about their ideas.



▲ **0** from last survey

Favorable: **52%**



Student-Student Relationships

Your average

38%

43,056 responses

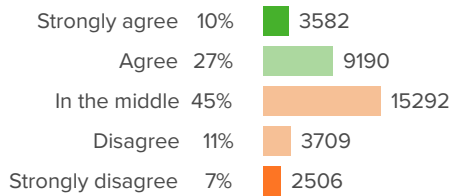
Change

▲ 1

since last survey

How did people respond?

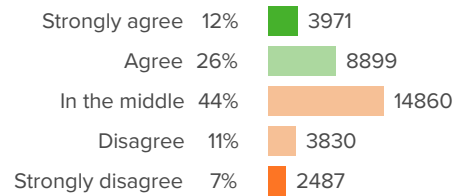
Q.1: Students are friendly with each other.



▲ 2 from last survey

Favorable: **37%**

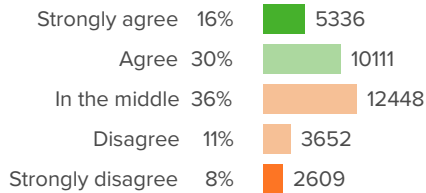
Q.2: Students care about each other.



▲ 2 from last survey

Favorable: **38%**

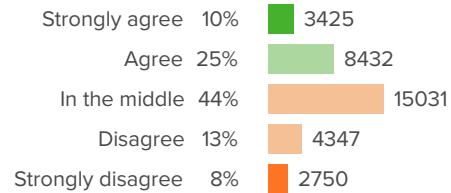
Q.3: Students respect others who are different from them.



▲ 1 from last survey

Favorable: **45%**

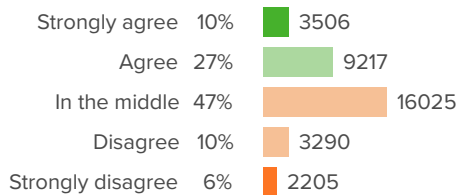
Q.4: Students treat each other with respect.



▲ 2 from last survey

Favorable: **35%**

Q.5: Students get along with each other.



▲ 2 from last survey

Favorable: **37%**



Student-Teacher Relationships

Your average

67%

43,056 responses

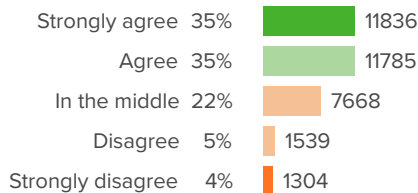
Change

▲ 1

since last survey

How did people respond?

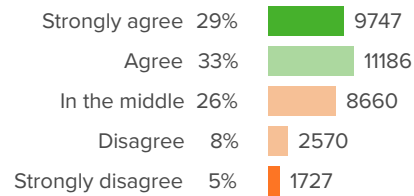
Q.1: I feel safe and comfortable with my teachers in this school.



▲ 1 from last survey

Favorable: **69%**

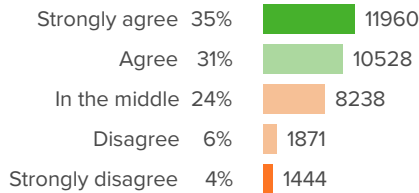
Q.2: My teachers always try to be fair.



▲ 1 from last survey

Favorable: **62%**

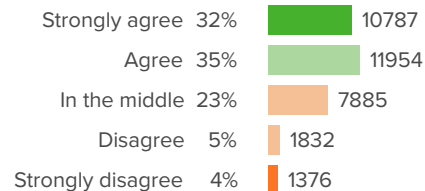
Q.3: My teachers really care about me.



▲ 0 from last survey

Favorable: **66%**

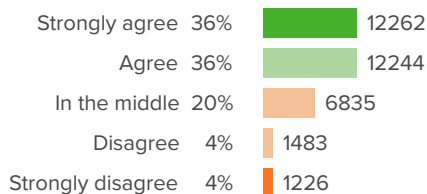
Q.4: My teachers tell me not to do something when they have a good reason.



▲ 1 from last survey

Favorable: **67%**

Q.5: My teachers treat me with respect.



▲ 1 from last survey

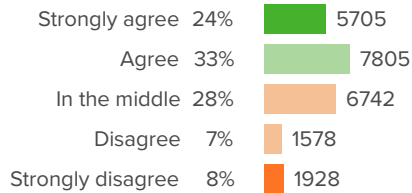
Favorable: **72%**



Other questions

How did people respond?

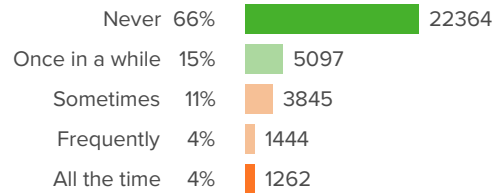
Q.1: My school is a welcoming place for LGBTQ students.



▲ **4** from last survey

Favorable: **57%**

Q.2: How often do teachers make fun of, call names, or insult students, in a hurtful way?



▲ **1** from last survey

Favorable: **81%**



MNPS District





1. Teacher Survey
Fall 2019



Report created by
Panorama Education



Summary

Topic Description	Results	Benchmark
<p>Educating All Students</p> <p>Faculty perceptions of their readiness to address issues of diversity.</p>	<p>81%</p> <p>0 since last survey</p>	 <p>60th - 79th percentile compared to others nationally</p>
<p>Family Relationships</p> <p>Perceptions of trusting relationships between educators and families.</p>	<p>63%</p> <p>0 since last survey</p>	
<p>Feedback and Coaching</p> <p>Perceptions of the amount and quality of feedback faculty and staff receive.</p>	<p>51%</p> <p>▲1 since last survey</p>	 <p>40th - 59th percentile compared to others nationally</p>
<p>Professional Learning</p> <p>Perceptions of the amount and quality of professional growth and learning opportunities available to faculty and staff.</p>	<p>58%</p> <p>0 since last survey</p>	 <p>60th - 79th percentile compared to others nationally</p>
<p>Safety and Discipline</p> <p>Perceptions of the orderliness of the school environment and the quality of school disciplinary practices.</p>	<p>65%</p> <p>0 since last survey</p>	
<p>School Climate</p> <p>Perceptions of the overall school climate.</p>	<p>79%</p> <p>▲1 since last survey</p>	
<p>School Leadership</p> <p>Perceptions of the school leadership's effectiveness.</p>	<p>60%</p> <p>0 since last survey</p>	 <p>40th - 59th percentile compared to others nationally</p>

4,688 responses



Educating All Students

Your average

81%

4,688 responses

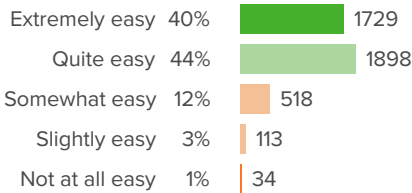
Change

0

since last survey

How did people respond?

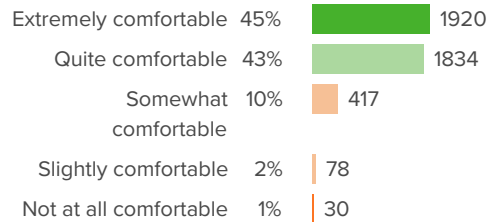
Q.1: How easy do you find interacting with students at your school who are from a different cultural background than your own?



▼ 2 from last survey

Favorable: **85%**

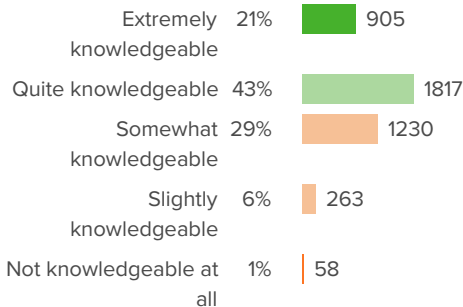
Q.2: How comfortable would you be incorporating new material about people from different backgrounds into your curriculum?



▲ 0 from last survey

Favorable: **88%**

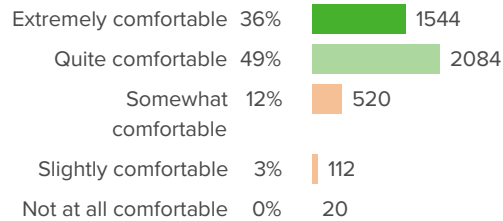
Q.3: How knowledgeable are you regarding where to find resources for working with students who have unique learning needs?



▲ 0 from last survey

Favorable: **64%**

Q.4: If students from different backgrounds struggled to get along in your class, how comfortable would you be intervening?

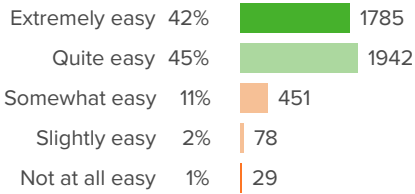


▲ 1 from last survey

Favorable: **85%**

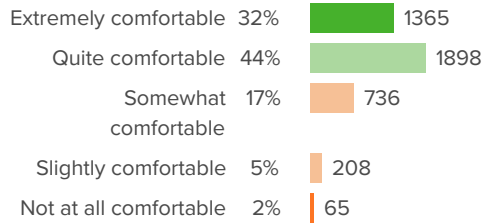


Q.5: How easy would it be for you to teach a class with groups of students from very different religions from each other?



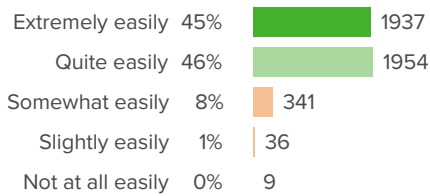
▲ 1 from last survey Favorable: **87%**

Q.6: In response to events that might be occurring in the world, how comfortable would you be having conversations about race with your students?



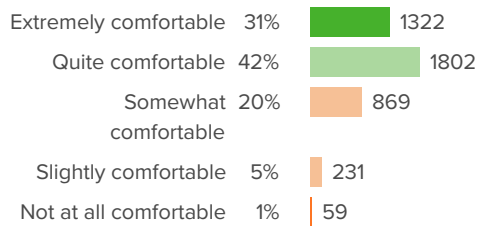
▼ 1 from last survey Favorable: **76%**

Q.7: How easily do you think you could make a particularly overweight student feel like a part of class?



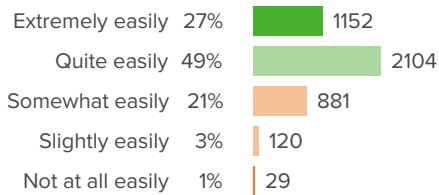
▲ 0 from last survey Favorable: **91%**

Q.8: How comfortable would you be having a student who could not communicate well with anyone in class because his/her home language was unique?



▲ 0 from last survey Favorable: **73%**

Q.9: When a sensitive issue of diversity arises in class, how easily can you think of strategies to address the situation?



▲ 0 from last survey Favorable: **76%**



Family Relationships

Your average

63%

4,688 responses

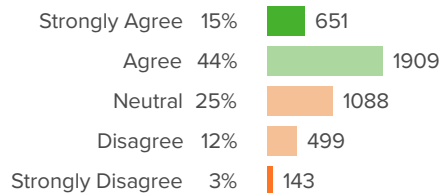
Change

0

since last survey

How did people respond?

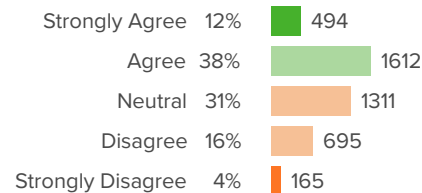
Q.1: Most students' parents do their best to help their children learn.



▲ 2 from last survey

Favorable: **60%**

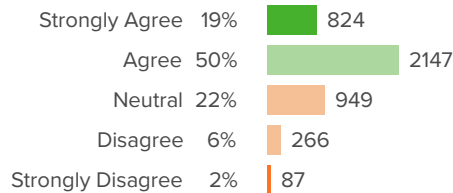
Q.2: Teachers in school feel good about parents' support for their work.



▲ 1 from last survey

Favorable: **49%**

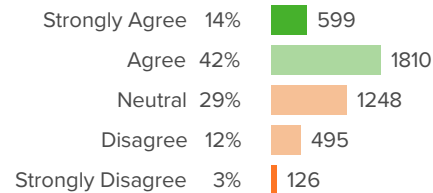
Q.3: Most students' parents support my teaching efforts.



▲ 2 from last survey

Favorable: **70%**

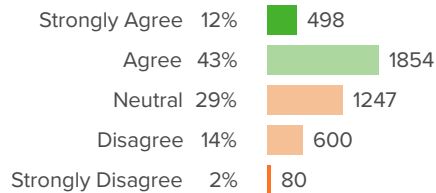
Q.4: Teachers and parents think of each other as partners in educating kids.



▲ 1 from last survey

Favorable: **56%**

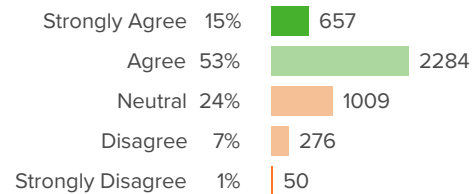
Q.5: It isn't difficult overcoming cultural barriers between teachers and parents.



▲ 0 from last survey

Favorable: **55%**

Q.6: Parents have confidence in teachers' expertise.

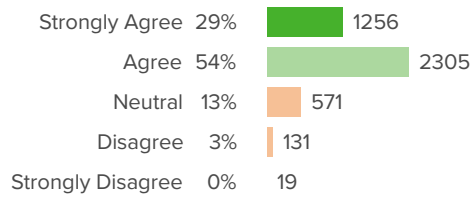


▲ 0 from last survey

Favorable: **69%**



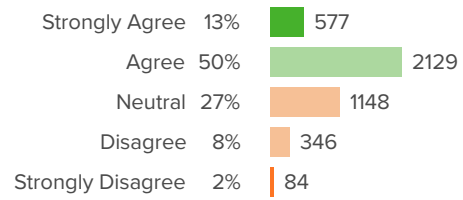
Q.7: Staff work hard to build trusting relationships with parents.



▼ **1** from last survey

Favorable: **83%**

Q.8: Teachers feel respect from the parents of their students.



▼ **1** from last survey

Favorable: **63%**



Feedback and Coaching

Your average

51%

4,688 responses

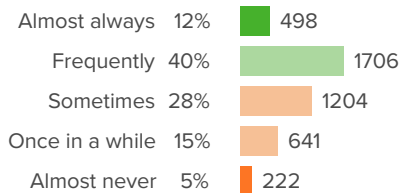
Change

▲ 1

since last survey

How did people respond?

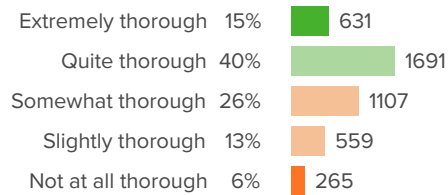
Q.1: How often do you receive feedback on your teaching?



▲ 2 from last survey

Favorable: **52%**

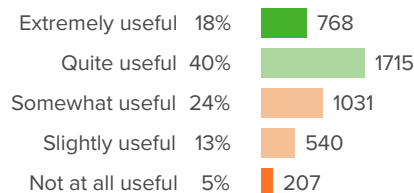
Q.2: At your school, how thorough is the feedback you receive in covering all aspects of your role as a teacher?



▲ 1 from last survey

Favorable: **55%**

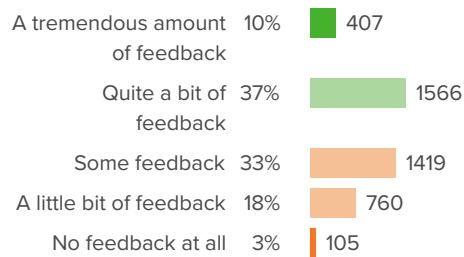
Q.3: How useful do you find the feedback you receive on your teaching?



▲ 0 from last survey

Favorable: **58%**

Q.4: How much feedback do you receive on your teaching?

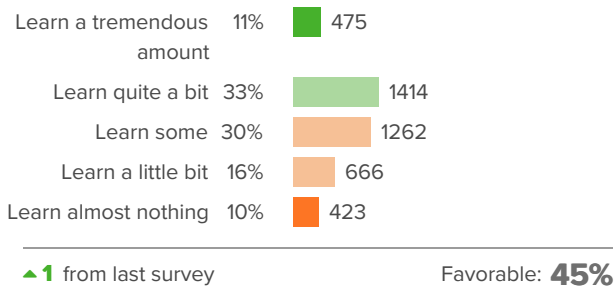


▲ 0 from last survey

Favorable: **46%**



Q.5: How much do you learn from the teacher evaluation processes at your school?





Professional Learning

Your average

58%

4,688 responses

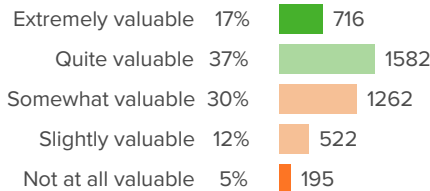
Change

0

since last survey

How did people respond?

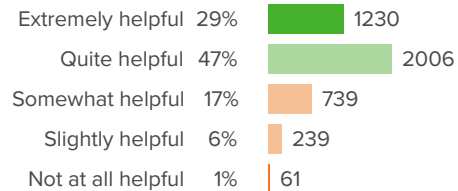
Q.1: At your school, how valuable are the available professional development opportunities?



▼ 2 from last survey

Favorable: **54%**

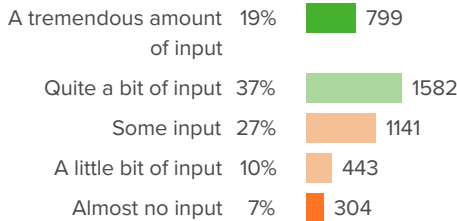
Q.2: How helpful are your colleagues' ideas for improving your teaching?



▲ 0 from last survey

Favorable: **76%**

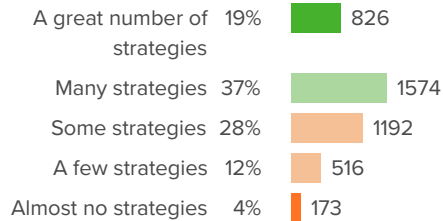
Q.3: How much input do you have into individualizing your own professional development opportunities?



▼ 1 from last survey

Favorable: **56%**

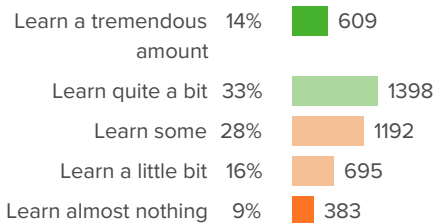
Q.4: Through working at your school, how many new teaching strategies have you learned?



▼ 2 from last survey

Favorable: **56%**

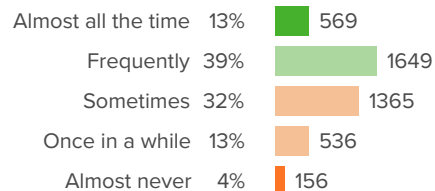
Q.5: Overall, how much do you learn about teaching from the leaders at your school?



▼ 1 from last survey

Favorable: **47%**

Q.6: How often do your professional development opportunities help you explore new ideas?

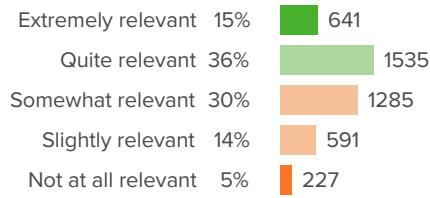


▲ 1 from last survey

Favorable: **52%**



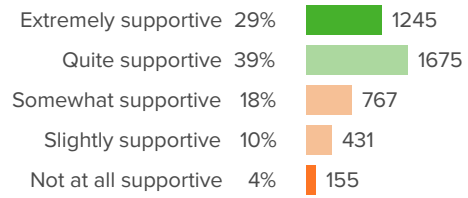
Q.7: How relevant have your professional development opportunities been to the content that you teach?



▼ 1 from last survey

Favorable: **51%**

Q.8: Overall, how supportive has the school been of your growth as a teacher?



▲ 1 from last survey

Favorable: **68%**



Safety and Discipline

Your average

65%

4,688 responses

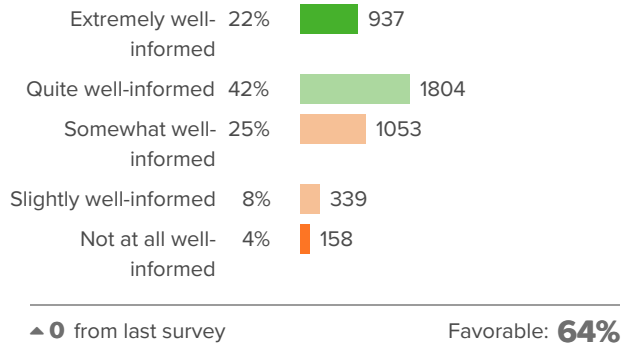
Change

0

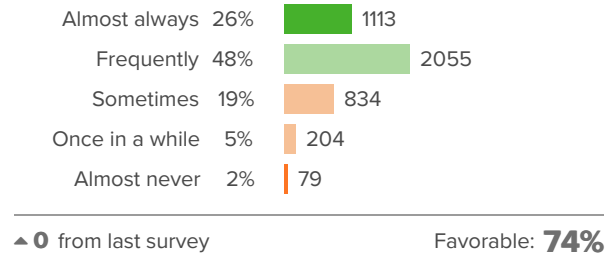
since last survey

How did people respond?

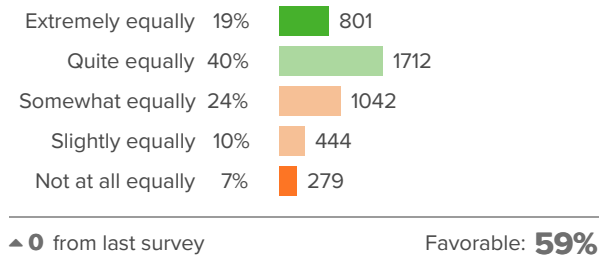
Q.1: How well-informed are staff about school policies and procedures?



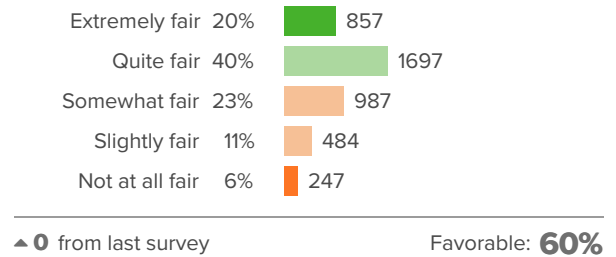
Q.2: How often do staff at this school recognize students for positive behavior?



Q.3: How equally are school rules applied to all students?

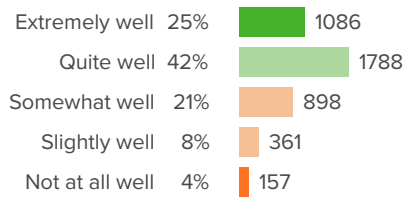


Q.4: How fair is discipline at this school?





Q.5: How well do staff at this school work together to ensure an orderly environment?



▲ 0 from last survey

Favorable: **67%**



School Climate

Your average

79%

4,688 responses

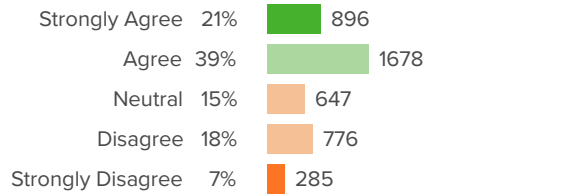
Change

▲ 1

since last survey

How did people respond?

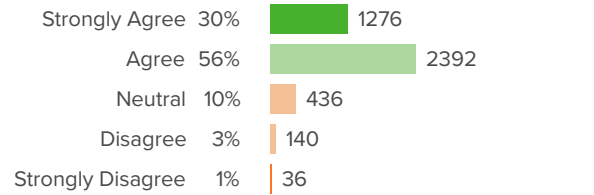
Q.1: This school consistently has high expectations for student behavior with strict and fair discipline.



▼ 1 from last survey

Favorable: **60%**

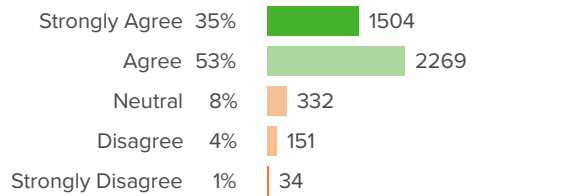
Q.2: Students consistently feel comfortable seeking help from teachers and other staff members for both academic and personal concerns.



▲ 0 from last survey

Favorable: **86%**

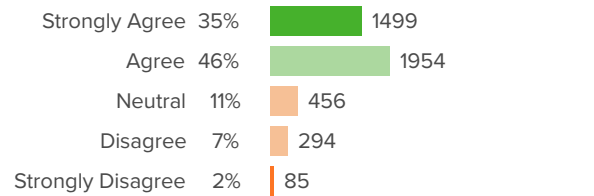
Q.3: Teachers and other staff members consistently show respect, warmth, and concern for students.



▲ 2 from last survey

Favorable: **88%**

Q.4: This school consistently has high academic expectations for students.



▲ 1 from last survey

Favorable: **81%**



School Leadership

Your average

60%

4,688 responses

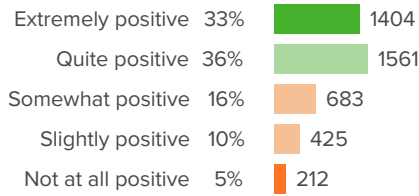
Change

0

since last survey

How did people respond?

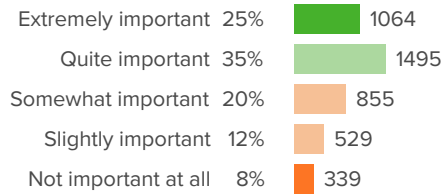
Q.1: How positive is the tone that school leaders set for the culture of the school?



▲ 1 from last survey

Favorable: **69%**

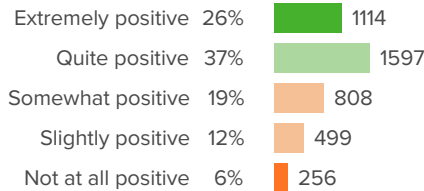
Q.2: For your school leaders, how important is teacher satisfaction?



▲ 1 from last survey

Favorable: **60%**

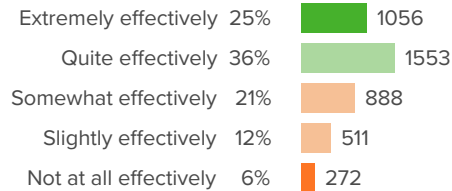
Q.3: Overall, how positive is the influence of the school leaders on the quality of your teaching?



▲ 1 from last survey

Favorable: **63%**

Q.4: How effectively do school leaders communicate important information to teachers?

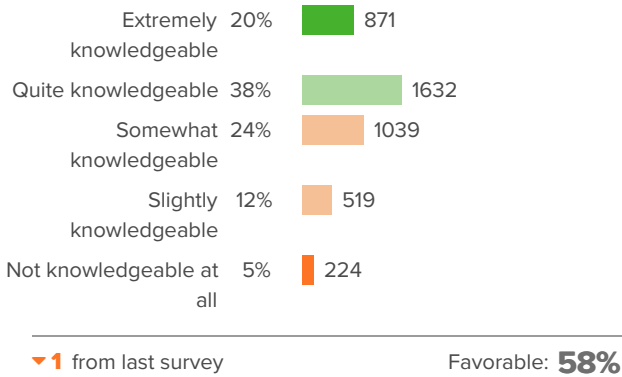


▲ 1 from last survey

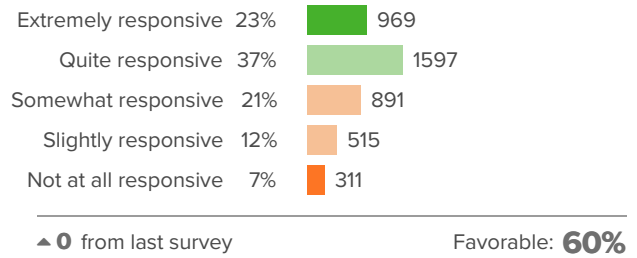
Favorable: **61%**



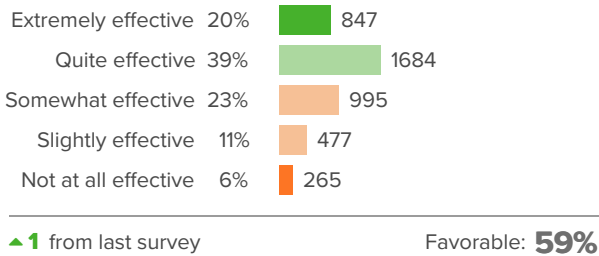
Q.5: How knowledgeable are your school leaders about what is going on in teachers' classrooms?



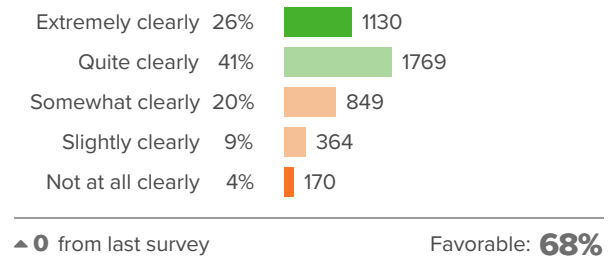
Q.6: How responsive are school leaders to your feedback?



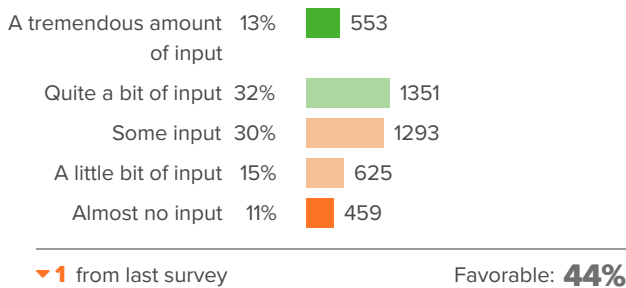
Q.7: How effective are the school leaders at developing rules for students that facilitate their learning?



Q.8: How clearly do your school leaders identify their goals for teachers?



Q.9: When the school makes important decisions, how much input do teachers have?





MNPS District




2. Staff Survey
Fall 2019



Report created by
Panorama Education



Summary

Topic Description	Results	Benchmark
<p>Feedback and Coaching</p> <p>Perceptions of the amount and quality of feedback faculty and staff receive.</p>	<p>57%</p> <p>▲1 since last survey</p>	 <p>60th - 79th percentile compared to others nationally</p>
<p>Professional Learning</p> <p>Perceptions of the amount and quality of professional growth and learning opportunities available to faculty and staff.</p>	<p>65%</p> <p>▲2 since last survey</p>	 <p>60th - 79th percentile compared to others nationally</p>
<p>Safety and Discipline</p> <p>Perceptions of the orderliness of the school environment and the quality of school disciplinary practices.</p>	<p>71%</p> <p>0 since last survey</p>	
<p>School Climate</p> <p>Perceptions of the overall school climate.</p>	<p>79%</p> <p>▲2 since last survey</p>	
<p>School Leadership</p> <p>Perceptions of the school leadership's effectiveness.</p>	<p>70%</p> <p>▲1 since last survey</p>	 <p>60th - 79th percentile compared to others nationally</p>

1,126 responses



Feedback and Coaching

Your average

57%

1,126 responses

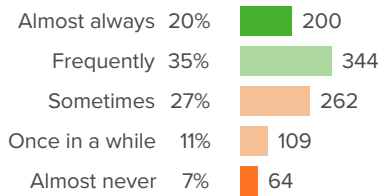
Change

▲ 1

since last survey

How did people respond?

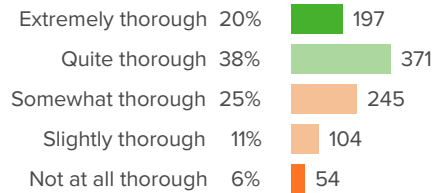
Q.1: How often do you receive feedback on your work?



▲ 1 from last survey

Favorable: **56%**

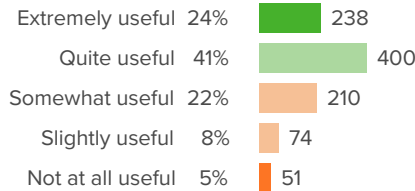
Q.2: At your school, how thorough is the feedback you receive in covering all aspects of your role?



▲ 2 from last survey

Favorable: **58%**

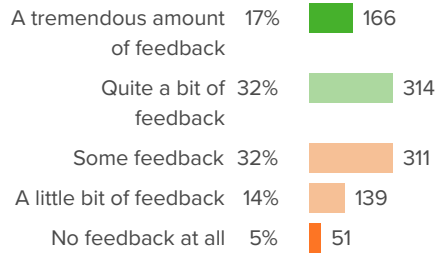
Q.3: How useful do you find the feedback you receive on your work?



▼ 1 from last survey

Favorable: **66%**

Q.4: How much feedback do you receive on your work?

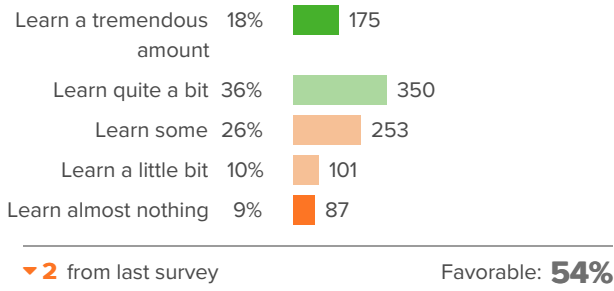


▲ 1 from last survey

Favorable: **49%**



Q.5: How much do you learn from the evaluation processes at your school?





Professional Learning

Your average

65%

1,126 responses

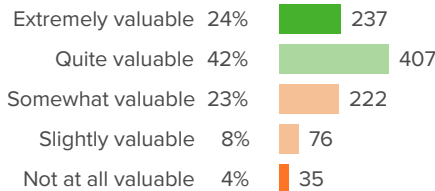
Change

▲ 2

since last survey

How did people respond?

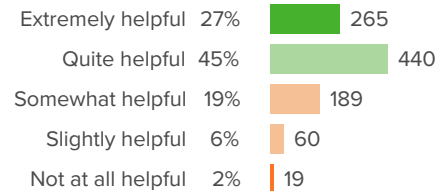
Q.1: At your school, how valuable are the available professional development opportunities?



▲ 0 from last survey

Favorable: **66%**

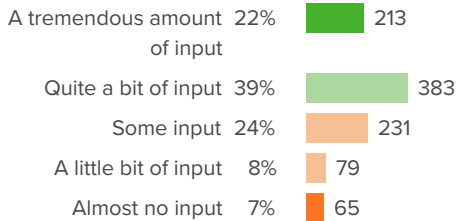
Q.2: How helpful are your colleagues' ideas for improving your work?



▲ 2 from last survey

Favorable: **72%**

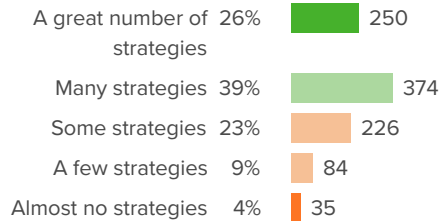
Q.3: How much input do you have into individualizing your own professional development opportunities?



▼ 1 from last survey

Favorable: **61%**

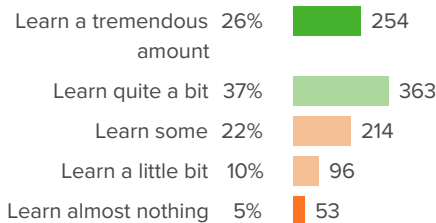
Q.4: Through working at your school, how many new strategies for your job have you learned?



▲ 1 from last survey

Favorable: **64%**

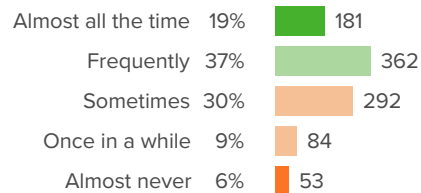
Q.5: Overall, how much do you learn from the leaders at your school?



▲ 1 from last survey

Favorable: **63%**

Q.6: How often do your professional development opportunities help you explore new ideas?

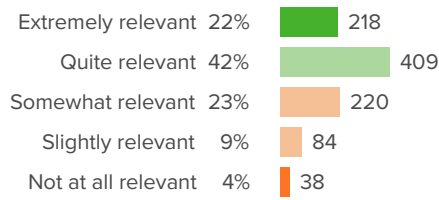


▲ 2 from last survey

Favorable: **56%**



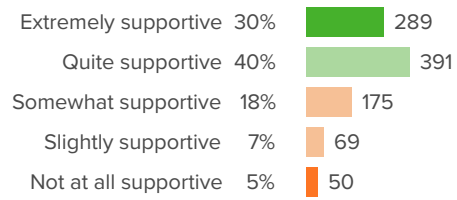
Q.7: How relevant have your professional development opportunities been to your work?



▲ 3 from last survey

Favorable: **65%**

Q.8: Overall, how supportive has the school been of your professional growth?



▲ 3 from last survey

Favorable: **70%**



Safety and Discipline

Your average

71%

1,126 responses

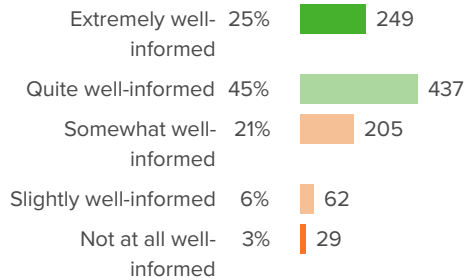
Change

0

since last survey

How did people respond?

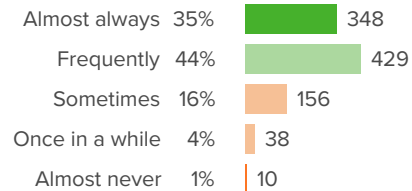
Q.1: How well-informed are staff about school policies and procedures?



▲ 0 from last survey

Favorable: **70%**

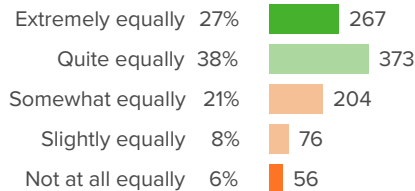
Q.2: How often do staff at this school recognize students for positive behavior?



▼ 1 from last survey

Favorable: **79%**

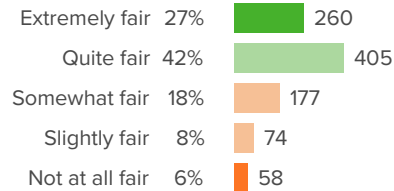
Q.3: How equally are school rules applied to all students?



▲ 0 from last survey

Favorable: **66%**

Q.4: How fair is discipline at this school?

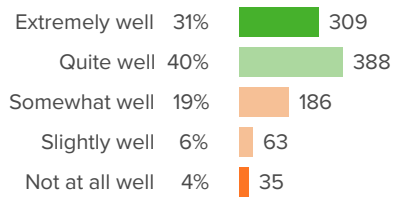


▲ 0 from last survey

Favorable: **68%**



Q.5: How well do staff at this school work together to ensure an orderly environment?



▲ 0 from last survey

Favorable: **71%**



School Climate

Your average

79%

1,126 responses

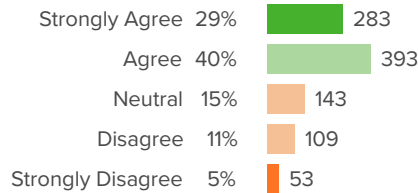
Change

▲ 2

since last survey

How did people respond?

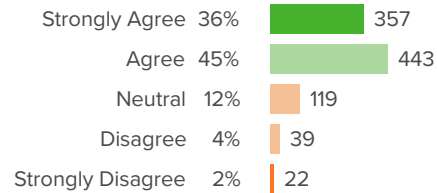
Q.1: This school consistently has high expectations for student behavior with strict and fair discipline.



▲ 3 from last survey

Favorable: **69%**

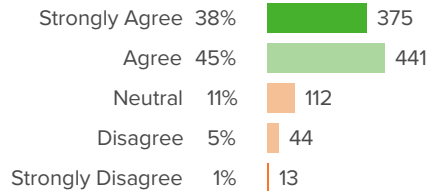
Q.2: This school consistently has high academic expectations for students.



▲ 0 from last survey

Favorable: **82%**

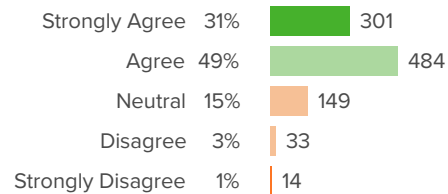
Q.3: Teachers and other staff members consistently show respect, warmth, and concern for students.



▼ 1 from last survey

Favorable: **83%**

Q.4: Students consistently feel comfortable seeking help from teachers and other staff members for both academic and personal concerns.



▲ 3 from last survey

Favorable: **80%**



School Leadership

Your average

70%

1,126 responses

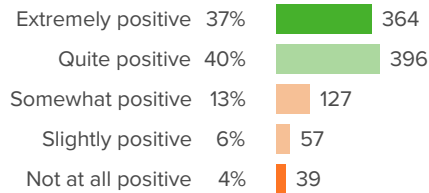
Change

▲ 1

since last survey

How did people respond?

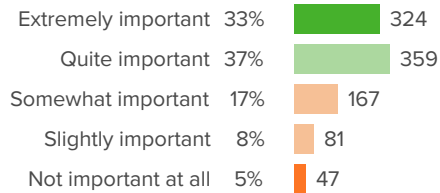
Q.1: How positive is the tone that school leaders set for the culture of the school?



▲ 2 from last survey

Favorable: **77%**

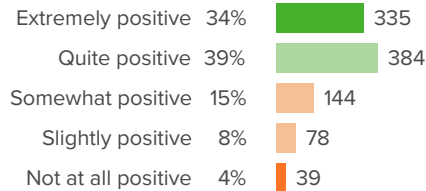
Q.2: For your school leaders, how important is staff satisfaction?



▲ 0 from last survey

Favorable: **70%**

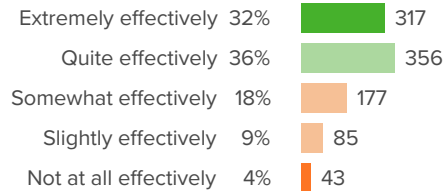
Q.3: Overall, how positive is the influence of the school leaders on the quality of your work?



▲ 0 from last survey

Favorable: **73%**

Q.4: How effectively do school leaders communicate important information to staff?

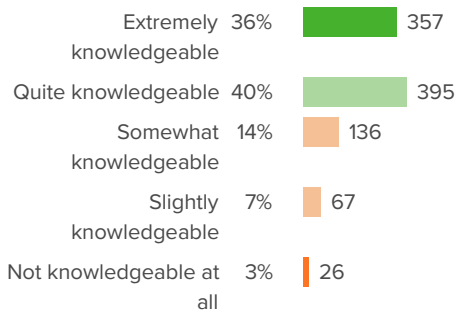


▲ 1 from last survey

Favorable: **69%**



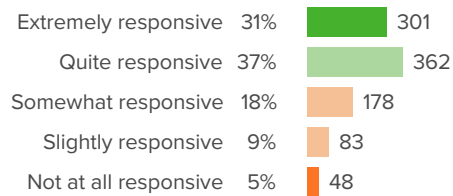
Q.5: How knowledgeable are your school leaders about what is going on in the school?



▲ 2 from last survey

Favorable: **77%**

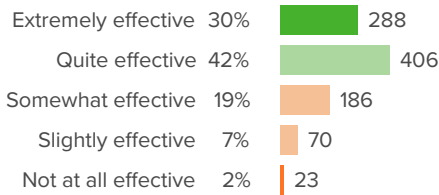
Q.6: How responsive are school leaders to your feedback?



▲ 1 from last survey

Favorable: **68%**

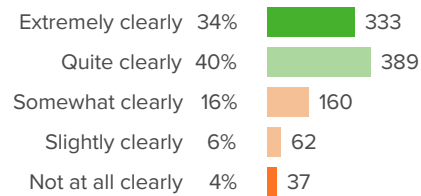
Q.7: How effective are the school leaders at developing rules for students that facilitate their learning?



▼ 1 from last survey

Favorable: **71%**

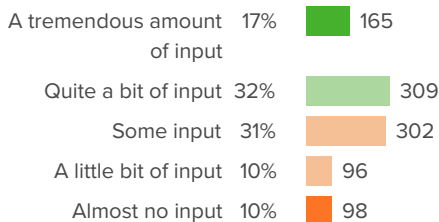
Q.8: How clearly do your school leaders identify their goals for the staff?



▲ 1 from last survey

Favorable: **74%**

Q.9: When the school makes important decisions, how much input do staff have?



▲ 2 from last survey

Favorable: **49%**