



MNPS District


Student Survey
Fall 2018



Report created by
Panorama Education



Summary

Topic Description	Results	Benchmark
<p>Academic Press</p> <p>Student perceptions of teachers' rigorous academic expectations.</p>	<p>78%</p> <p>▲1 since last survey</p>	
<p>Belonging</p> <p>Students' sense of belonging to their school community.</p>	<p>56%</p> <p>▲1 since last survey</p>	
<p>Bullying</p> <p>Prevalence of student bullying. This topic was expanded in Fall 2018, and year-over-year comparisons should be made with caution.</p>	<p>55%</p>	
<p>Classroom Management</p> <p>Perceptions of the orderliness of classroom environments and the effective management of class time.</p>	<p>41%</p>	
<p>Equity and Diversity</p> <p>Perceptions that the school values equity and diversity, both academically and culturally.</p>	<p>53%</p>	
<p>School Engagement</p> <p>How attentive and invested students are in school.</p>	<p>44%</p> <p>▲1 since last survey</p>	 <p>20th - 39th percentile compared to others nationally</p>
<p>School Safety</p> <p>Perceptions of safety at school. This topic was expanded in Fall 2018, and year-over-year comparisons should be made with caution.</p>	<p>62%</p>	
<p>Student Voice</p> <p>Perceptions of how much student voice is valued at school.</p>	<p>47%</p> <p>▼2 since last survey</p>	



Student-Student Relationships

37%

Perceptions of the quality of relationships among students. This topic was modified and expanded in Fall 2018, and year-over-year comparisons should be made with caution.

Student-Teacher Relationships

66%

Perceptions of the quality of relationships between students and teachers.

39,659 responses

Academic Press

Your average

78%

39,659 responses

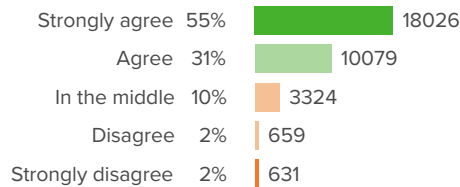
Change

▲ 1

since last survey

How did people respond?

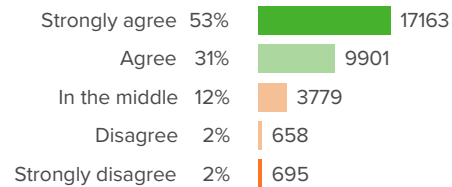
Q.1: My teachers expect me to work hard.



▲ 2 from last survey

Favorable: **86%**

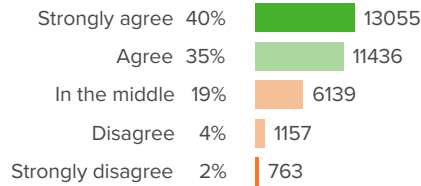
Q.2: My teachers really want me to learn a lot.



▲ 1 from last survey

Favorable: **84%**

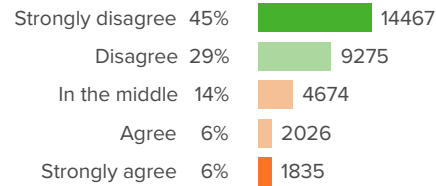
Q.3: My teachers expect a lot from students.



▲ 0 from last survey

Favorable: **75%**

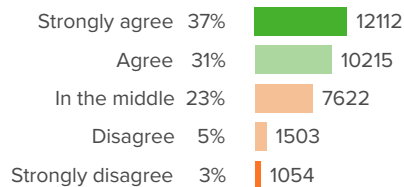
Q.4: My teachers do not really care how much I learn.



▲ 0 from last survey

Favorable: **74%**

Q.5: My teachers expect me to attend college.



▼ 2 from last survey

Favorable: **69%**

Belonging

Your average

56%

39,659 responses

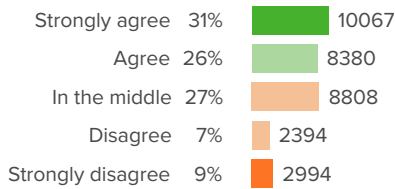
Change

▲ 1

since last survey

How did people respond?

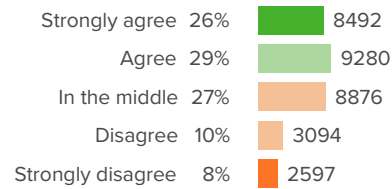
Q.1: I am happy to be at this school.



▲ 0 from last survey

Favorable: **57%**

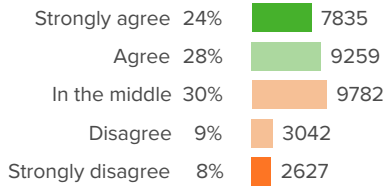
Q.2: I feel like I am part of this school.



▲ 0 from last survey

Favorable: **55%**

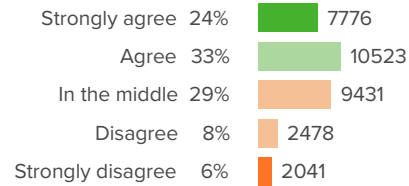
Q.3: I feel like I belong.



▲ 1 from last survey

Favorable: **53%**

Q.4: I feel socially accepted.



▲ 0 from last survey

Favorable: **57%**

Bullying

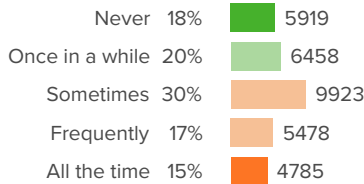
Your average

55%

39,659 responses

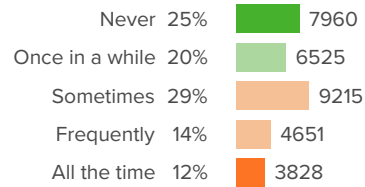
How did people respond?

Q.1: How often do students at your school...make fun of, call names, or insult other students, in a hurtful way?



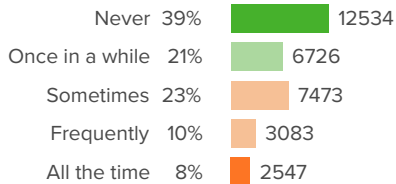
Favorable: **38%**

Q.2: How often do students at your school... spread hurtful rumors about other students?



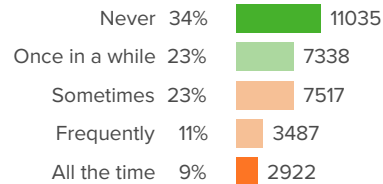
Favorable: **45%**

Q.3: How often do students at your school...threaten other students with harm?



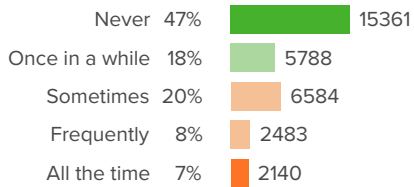
Favorable: **60%**

Q.4: How often do students at your school...push, shove, trip, or spit on other students?



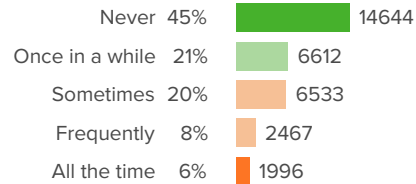
Favorable: **57%**

Q.5: How often do students at your school...try to make other students do things they do not want to do, for example give them money or other things?



Favorable: **65%**

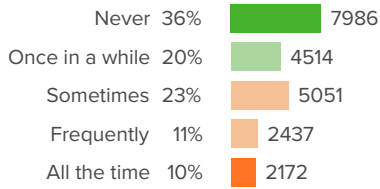
Q.6: How often do students at your school...destroy other students' property on purpose?



Favorable: **66%**

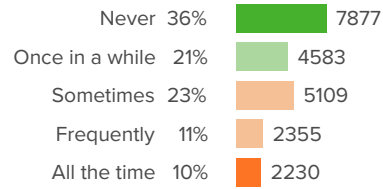


Q.7: How often do students at your school... spread lies or hurtful information about other students online or by text message?



Favorable: **56%**

Q.8: How often do students at your school... make fun of, call names, or insult other students online or by text message?



Favorable: **56%**

Classroom Management

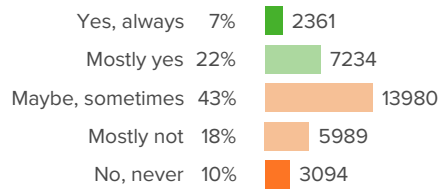
Your average

41%

39,659 responses

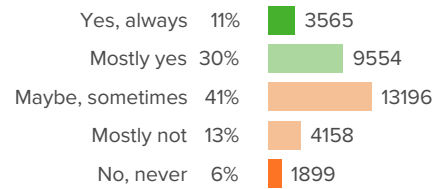
How did people respond?

Q.1: My classmates behave the way my teachers want them to.



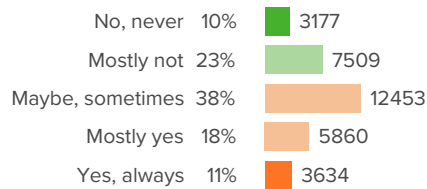
Favorable: **29%**

Q.2: Our classes stay busy and do not waste time.



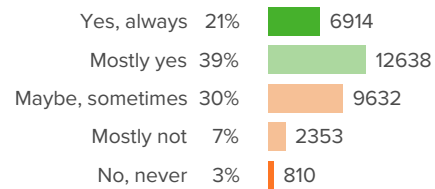
Favorable: **41%**

Q.3: Students behave so badly in my classes that it slows down our learning.



Favorable: **33%**

Q.4: Everybody knows what they should be doing and learning in class.



Favorable: **60%**

Equity and Diversity

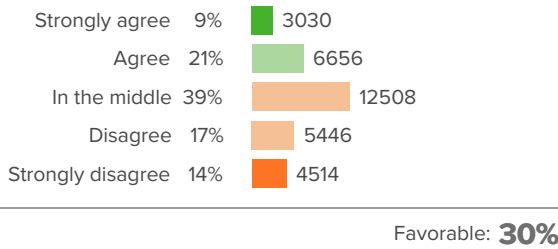
Your average

53%

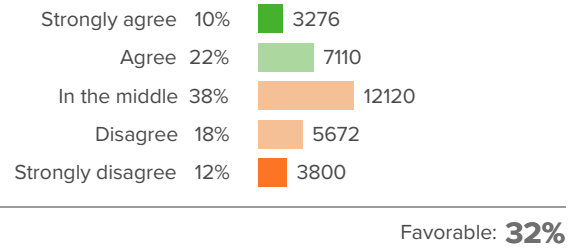
39,659 responses

How did people respond?

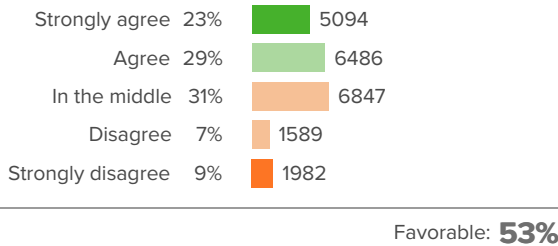
Q.1: I see people who look like me in class materials.



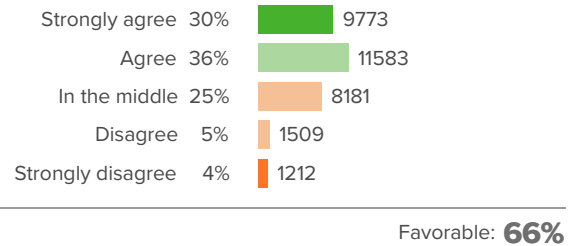
Q.2: I learn about the achievements of people who look like me.



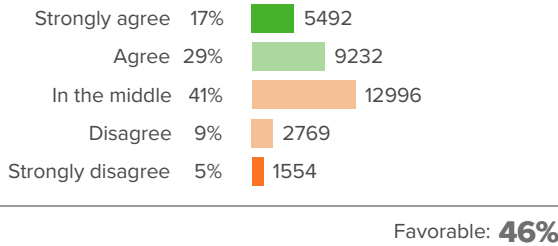
Q.3: My school is a welcoming place for LGBTQ students.



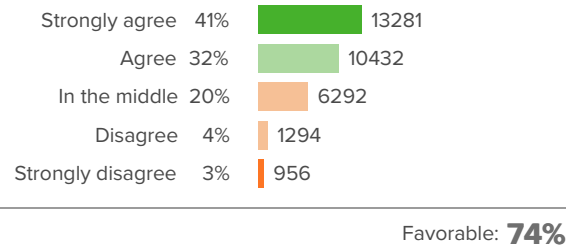
Q.4: I work with students of different backgrounds in class.



Q.5: Students from all backgrounds get along well.

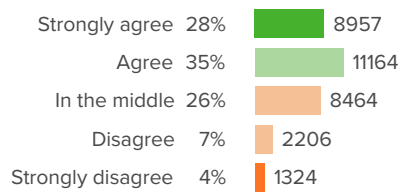


Q.6: Teachers treat students of all backgrounds with respect.



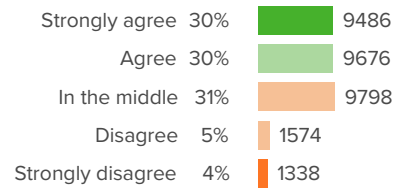


Q.7: I learn about different cultures and traditions in school.



Favorable: **63%**

Q.8: Diversity is important at my school.



Favorable: **60%**

School Engagement

Your average

44%

39,659 responses

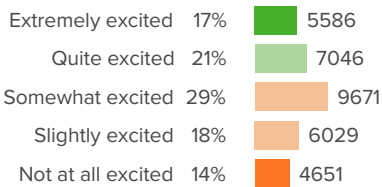
Change

▲ 1

since last survey

How did people respond?

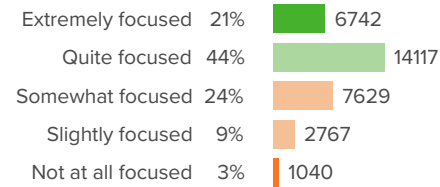
Q.1: How excited are you about going to your classes?



▲ 0 from last survey

Favorable: **38%**

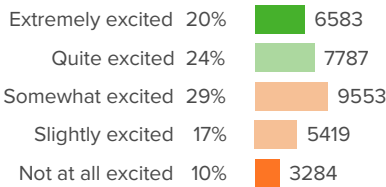
Q.2: How focused are you on the activities in your classes?



▼ 2 from last survey

Favorable: **65%**

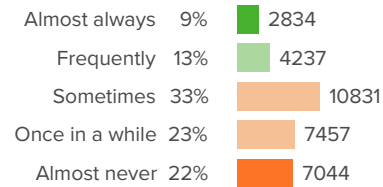
Q.3: In your classes, how excited are you to participate?



▲ 4 from last survey

Favorable: **44%**

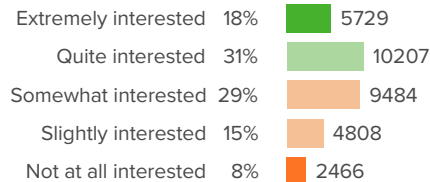
Q.4: When you are not in school, how often do you talk about ideas from your classes?



▲ 1 from last survey

Favorable: **22%**

Q.5: How interested are you in your classes?



▲ 1 from last survey

Favorable: **49%**

School Safety

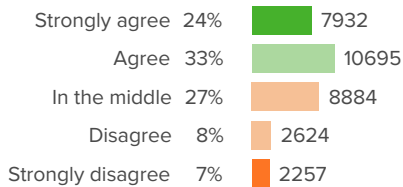
Your average

62%

39,659 responses

How did people respond?

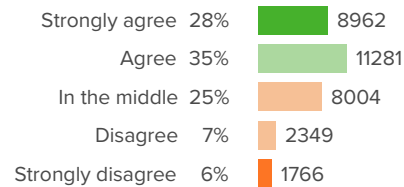
Q.1: I feel safe outside around the school.



▲ 0 from last survey

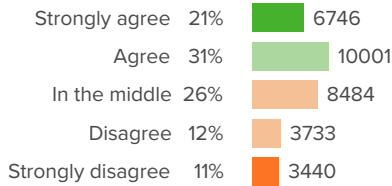
Favorable: **58%**

Q.2: I feel safe in the hallways of the school.



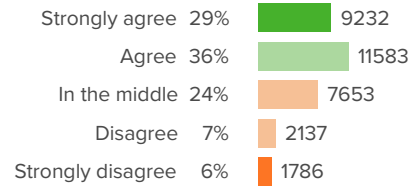
Favorable: **63%**

Q.3: I feel safe in the bathrooms of the school.



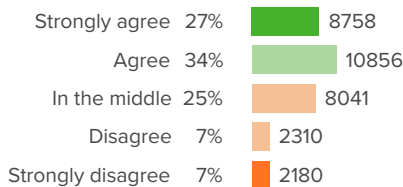
Favorable: **52%**

Q.4: I feel safe in the cafeteria.



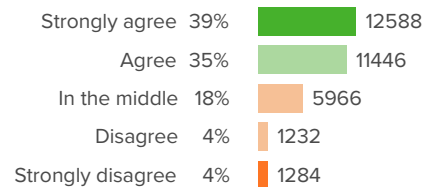
Favorable: **64%**

Q.5: I feel safe in the gym and locker rooms.



Favorable: **61%**

Q.6: I feel safe in my classrooms.



▼ 3 from last survey

Favorable: **74%**

Student Voice

Your average

47%

39,659 responses

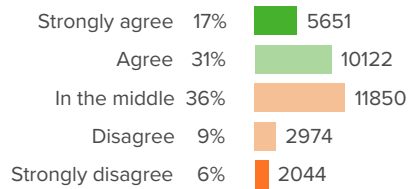
Change

▼ 2

since last survey

How did people respond?

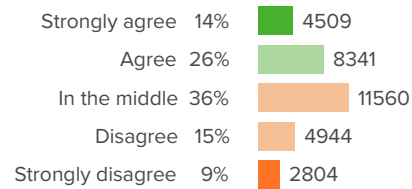
Q.1: In my school, students are given a chance to help make decisions.



▼ 7 from last survey

Favorable: **48%**

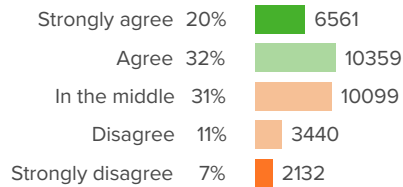
Q.2: Students are involved in helping to solve school problems.



▼ 2 from last survey

Favorable: **40%**

Q.3: Adults in this school ask students about their ideas.



▲ 1 from last survey

Favorable: **52%**

Student-Student Relationships

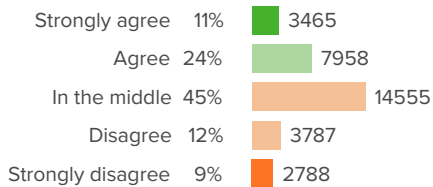
Your average

37%

39,659 responses

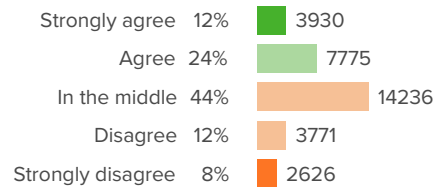
How did people respond?

Q.1: Students are friendly with each other.



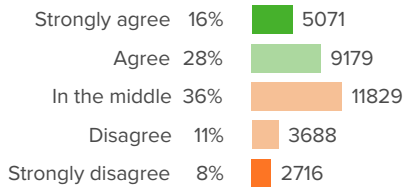
Favorable: **35%**

Q.2: Students care about each other.



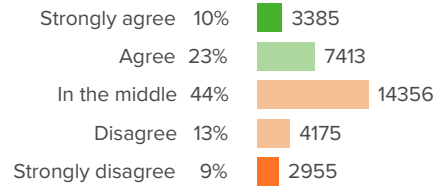
Favorable: **36%**

Q.3: Students respect others who are different from them.



Favorable: **44%**

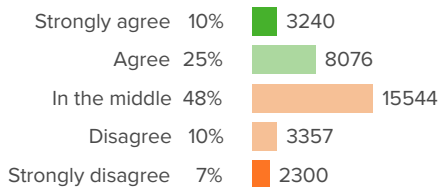
Q.4: Students treat each other with respect.



▲ 3 from last survey

Favorable: **33%**

Q.5: Students get along with each other.



▲ 4 from last survey

Favorable: **35%**

Student-Teacher Relationships

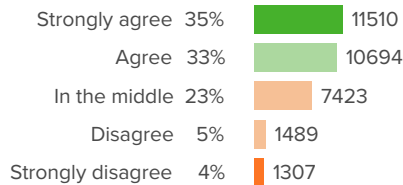
Your average

66%

39,659 responses

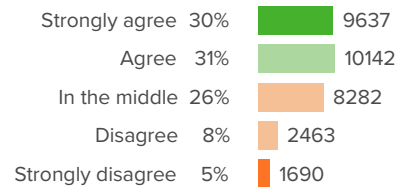
How did people respond?

Q.1: I feel safe and comfortable with my teachers in this school.



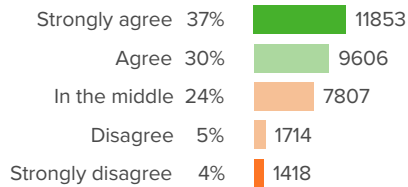
Favorable: **68%**

Q.2: My teachers always try to be fair.



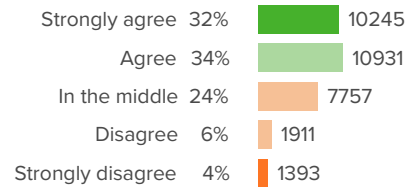
Favorable: **61%**

Q.3: My teachers really care about me.



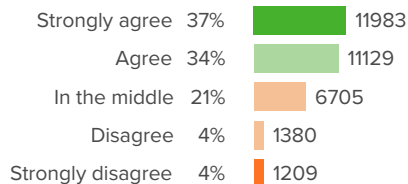
Favorable: **66%**

Q.4: My teachers tell me not to do something when they have a good reason.



Favorable: **66%**

Q.5: My teachers treat me with respect.




Favorable: **71%**



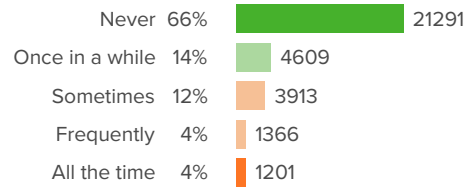
Other questions

How did people respond?

Q.1: Would you like to take this survey?



Q.2: How often do teachers make fun of, call names, or insult students, in a hurtful way?



Favorable: **80%**



MNPS District





1. Teacher Survey
Fall 2018



Report created by
Panorama Education



Summary

Topic Description	Results	Benchmark
<p>Educating All Students</p> <p>Faculty perceptions of their readiness to address issues of diversity.</p>	<p>81%</p>	 <p>60th - 79th percentile compared to others nationally</p>
<p>Family Relationships</p> <p>Perceptions of trusting relationships between educators and families.</p>	<p>63%</p>	
<p>Feedback and Coaching</p> <p>Perceptions of the amount and quality of feedback faculty and staff receive.</p>	<p>50%</p> <p>▲ 2 since last survey</p>	 <p>40th - 59th percentile compared to others nationally</p>
<p>Professional Learning</p> <p>Perceptions of the amount and quality of professional growth and learning opportunities available to faculty and staff.</p>	<p>58%</p> <p>▲ 4 since last survey</p>	 <p>60th - 79th percentile compared to others nationally</p>
<p>Safety and Discipline</p> <p>Perceptions of the orderliness of the school environment and the quality of school disciplinary practices.</p>	<p>65%</p> <p>▲ 2 since last survey</p>	
<p>School Climate</p> <p>Perceptions of the overall school climate.</p>	<p>78%</p>	
<p>School Leadership</p> <p>Perceptions of the school leadership's effectiveness.</p>	<p>60%</p> <p>▲ 2 since last survey</p>	 <p>40th - 59th percentile compared to others nationally</p>

4,963 responses



Educating All Students

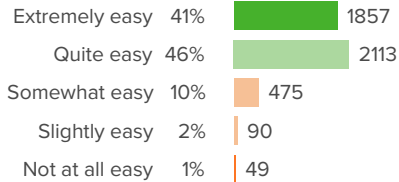
Your average

81%

4,963 responses

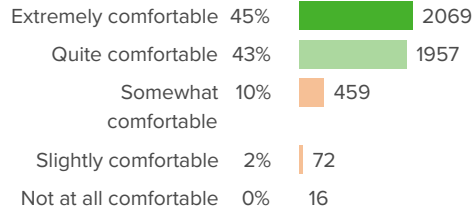
How did people respond?

Q.1: How easy do you find interacting with students at your school who are from a different cultural background than your own?



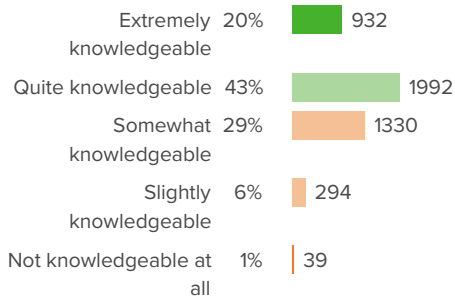
Favorable: **87%**

Q.2: How comfortable would you be incorporating new material about people from different backgrounds into your curriculum?



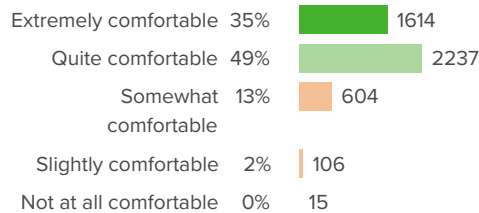
Favorable: **88%**

Q.3: How knowledgeable are you regarding where to find resources for working with students who have unique learning needs?



Favorable: **64%**

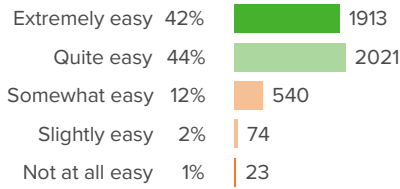
Q.4: If students from different backgrounds struggled to get along in your class, how comfortable would you be intervening?



Favorable: **84%**

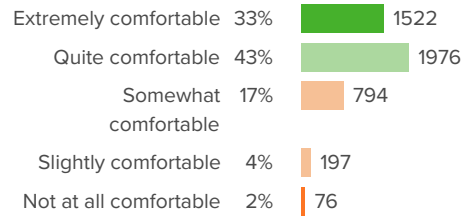


Q.5: How easy would it be for you to teach a class with groups of students from very different religions from each other?



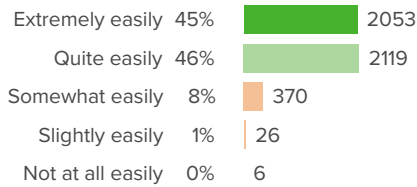
Favorable: **86%**

Q.6: In response to events that might be occurring in the world, how comfortable would you be having conversations about race with your students?



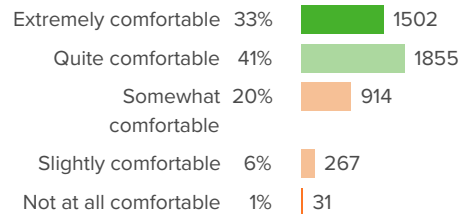
Favorable: **77%**

Q.7: How easily do you think you could make a particularly overweight student feel like a part of class?



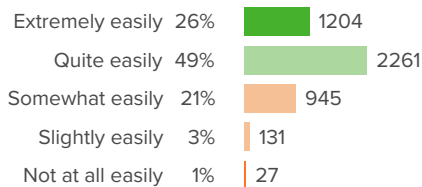
Favorable: **91%**

Q.8: How comfortable would you be having a student who could not communicate well with anyone in class because his/her home language was unique?



Favorable: **73%**

Q.9: When a sensitive issue of diversity arises in class, how easily can you think of strategies to address the situation?



Favorable: **76%**



Family Relationships

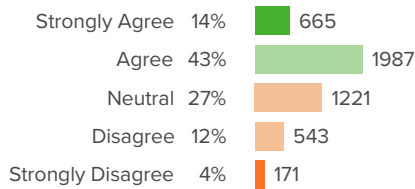
Your average

63%

4,963 responses

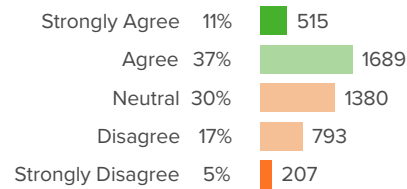
How did people respond?

Q.1: Most students' parents do their best to help their children learn.



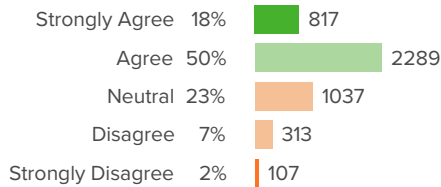
Favorable: **58%**

Q.2: Teachers in school feel good about parents' support for their work.



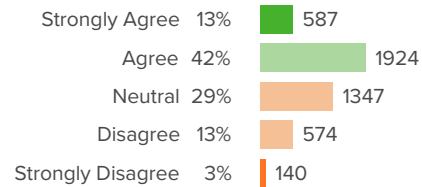
Favorable: **48%**

Q.3: Most students' parents support my teaching efforts.



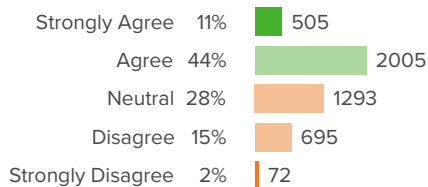
Favorable: **68%**

Q.4: Teachers and parents think of each other as partners in educating kids.



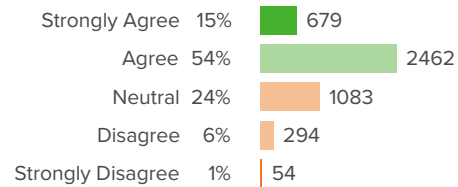
Favorable: **55%**

Q.5: It isn't difficult overcoming cultural barriers between teachers and parents.



Favorable: **55%**

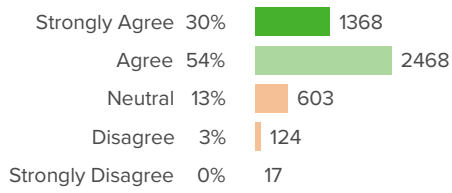
Q.6: Parents have confidence in teachers' expertise.



Favorable: **69%**

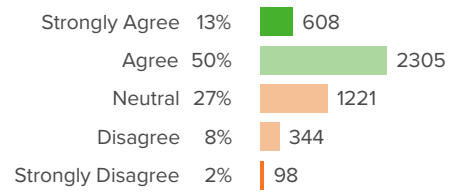


Q.7: Staff work hard to build trusting relationships with parents.



Favorable: **84%**

Q.8: Teachers feel respect from the parents of their students.



Favorable: **64%**



Feedback and Coaching

Your average

50%

4,963 responses

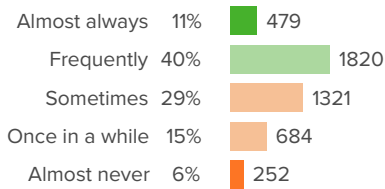
Change

▲ 2

since last survey

How did people respond?

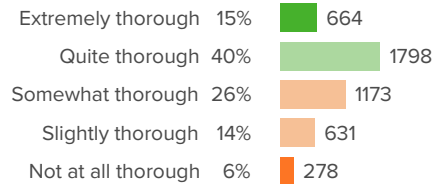
Q.1: How often do you receive feedback on your teaching?



▲ 6 from last survey

Favorable: **50%**

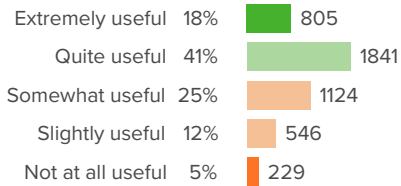
Q.2: At your school, how thorough is the feedback you receive in covering all aspects of your role as a teacher?



▲ 4 from last survey

Favorable: **54%**

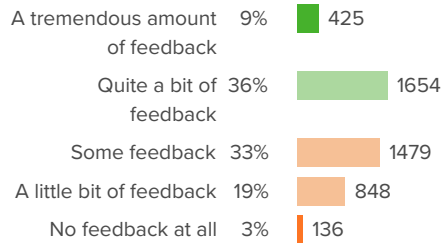
Q.3: How useful do you find the feedback you receive on your teaching?



▲ 3 from last survey

Favorable: **58%**

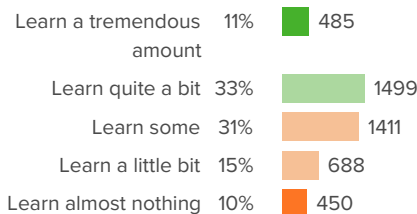
Q.4: How much feedback do you receive on your teaching?



▼ 2 from last survey

Favorable: **46%**

Q.5: How much do you learn from the teacher evaluation processes at your school?



▲ 1 from last survey

Favorable: **44%**



Professional Learning

Your average

58%

4,963 responses

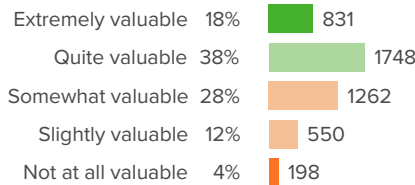
Change

▲ 4

since last survey

How did people respond?

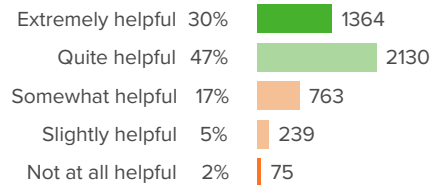
Q.1: At your school, how valuable are the available professional development opportunities?



▲ 4 from last survey

Favorable: **56%**

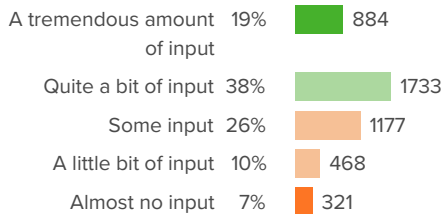
Q.2: How helpful are your colleagues' ideas for improving your teaching?



▲ 7 from last survey

Favorable: **76%**

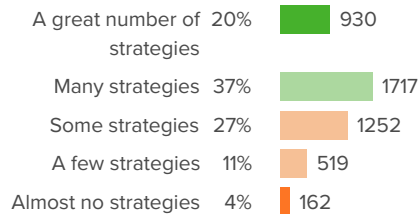
Q.3: How much input do you have into individualizing your own professional development opportunities?



▲ 7 from last survey

Favorable: **57%**

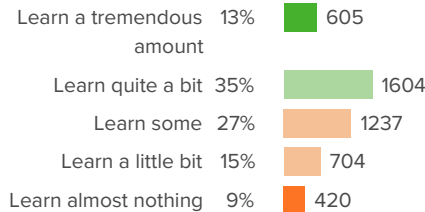
Q.4: Through working at your school, how many new teaching strategies have you learned?



▲ 3 from last survey

Favorable: **58%**

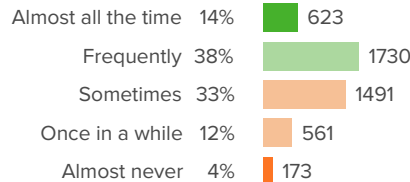
Q.5: Overall, how much do you learn about teaching from the leaders at your school?



▲ 4 from last survey

Favorable: **48%**

Q.6: How often do your professional development opportunities help you explore new ideas?

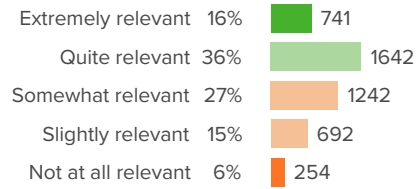


▲ 3 from last survey

Favorable: **51%**



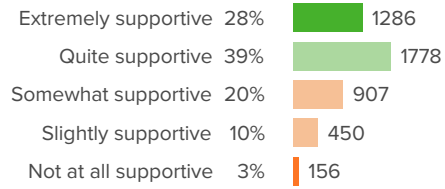
Q.7: How relevant have your professional development opportunities been to the content that you teach?



▲ 2 from last survey

Favorable: **52%**

Q.8: Overall, how supportive has the school been of your growth as a teacher?



▲ 4 from last survey

Favorable: **67%**



Safety and Discipline

Your average

65%

4,963 responses

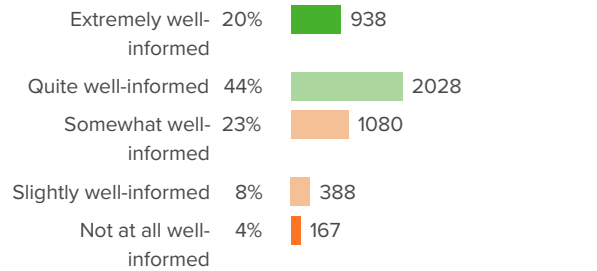
Change

▲ 2

since last survey

How did people respond?

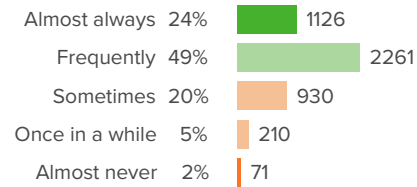
Q.1: How well-informed are staff about school policies and procedures?



▼ 3 from last survey

Favorable: **64%**

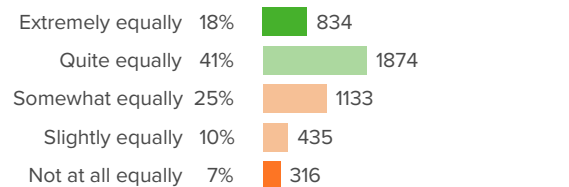
Q.2: How often do staff at this school recognize students for positive behavior?



▼ 1 from last survey

Favorable: **74%**

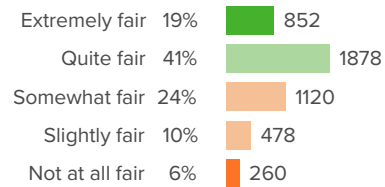
Q.3: How equally are school rules applied to all students?



▲ 5 from last survey

Favorable: **59%**

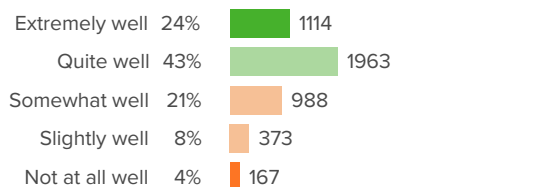
Q.4: How fair is discipline at this school?



▲ 5 from last survey

Favorable: **60%**

Q.5: How well do staff at this school work together to ensure an orderly environment?



▲ 3 from last survey

Favorable: **67%**



School Climate

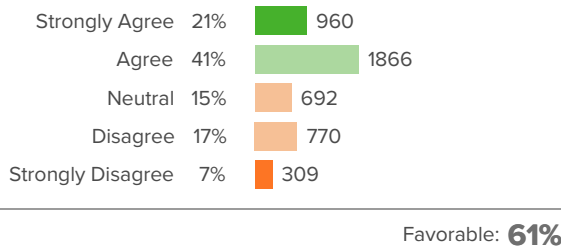
Your average

78%

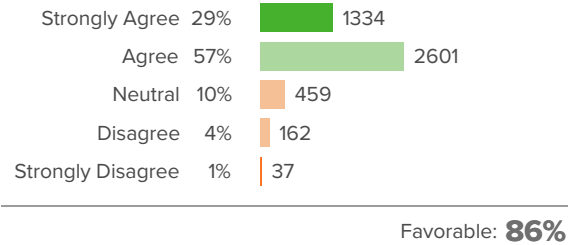
4,963 responses

How did people respond?

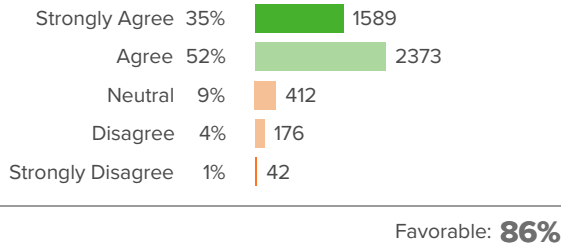
Q.1: This school consistently has high expectations for student behavior with strict and fair discipline.



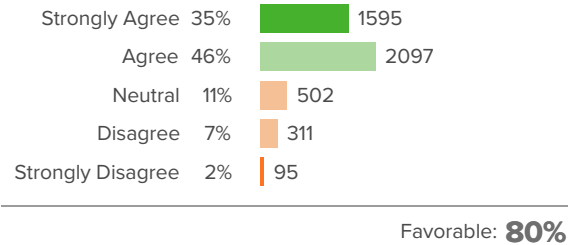
Q.2: Students consistently feel comfortable seeking help from teachers and other staff members for both academic and personal concerns.



Q.3: Teachers and other staff members consistently show respect, warmth, and concern for students.



Q.4: This school consistently has high academic expectations for students.





School Leadership

Your average

60%

4,963 responses

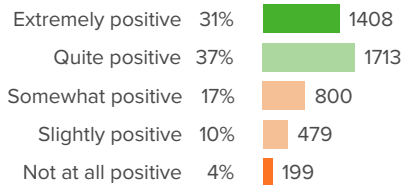
Change

▲ 2

since last survey

How did people respond?

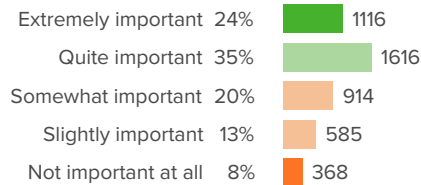
Q.1: How positive is the tone that school leaders set for the culture of the school?



▲ 3 from last survey

Favorable: **68%**

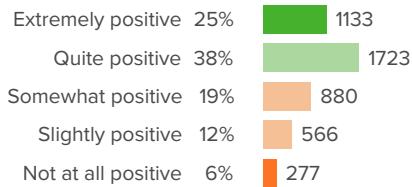
Q.2: For your school leaders, how important is teacher satisfaction?



▲ 2 from last survey

Favorable: **59%**

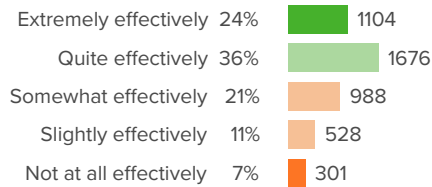
Q.3: Overall, how positive is the influence of the school leaders on the quality of your teaching?



▲ 1 from last survey

Favorable: **62%**

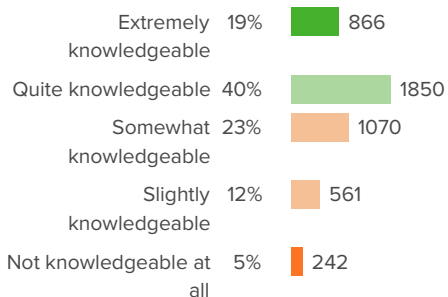
Q.4: How effectively do school leaders communicate important information to teachers?



▲ 1 from last survey

Favorable: **60%**

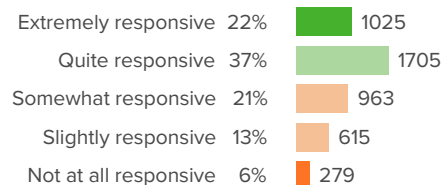
Q.5: How knowledgeable are your school leaders about what is going on in teachers' classrooms?



▲ 3 from last survey

Favorable: **59%**

Q.6: How responsive are school leaders to your feedback?

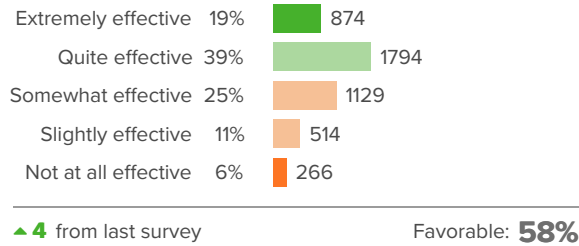


▲ 3 from last survey

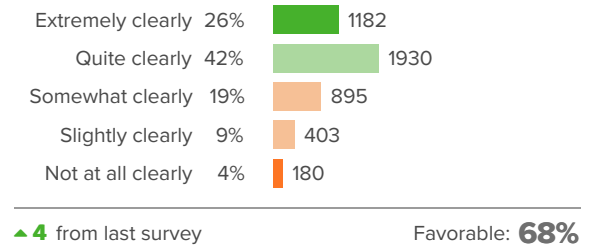
Favorable: **60%**



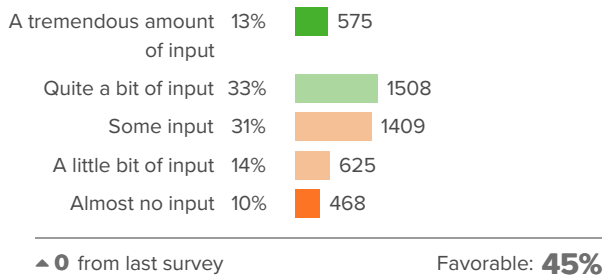
Q.7: How effective are the school leaders at developing rules for students that facilitate their learning?



Q.8: How clearly do your school leaders identify their goals for teachers?



Q.9: When the school makes important decisions, how much input do teachers have?






Other questions

How did people respond? _____

Q.1: Would you like to take this survey?





MNPS District




2. Staff Survey
Fall 2018



Report created by
Panorama Education



Summary

Topic Description	Results	Benchmark
<p>Feedback and Coaching</p> <p>Perceptions of the amount and quality of feedback faculty and staff receive.</p>	<p>56%</p> <p>▲ 6 since last survey</p>	 <p>60th - 79th percentile compared to others nationally</p>
<p>Professional Learning</p> <p>Perceptions of the amount and quality of professional growth and learning opportunities available to faculty and staff.</p>	<p>63%</p> <p>▲ 8 since last survey</p>	 <p>60th - 79th percentile compared to others nationally</p>
<p>Safety and Discipline</p> <p>Perceptions of the orderliness of the school environment and the quality of school disciplinary practices.</p>	<p>71%</p> <p>▲ 5 since last survey</p>	
<p>School Climate</p> <p>Perceptions of the overall school climate.</p>	<p>77%</p>	
<p>School Leadership</p> <p>Perceptions of the school leadership's effectiveness.</p>	<p>69%</p> <p>▲ 5 since last survey</p>	 <p>60th - 79th percentile compared to others nationally</p>

1,087 responses



Feedback and Coaching

Your average

56%

1,087 responses

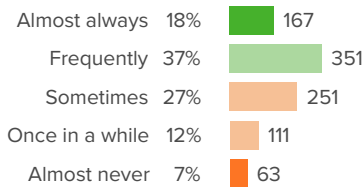
Change

▲ 6

since last survey

How did people respond?

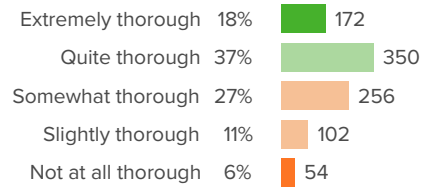
Q.1: How often do you receive feedback on your work?



▲ 7 from last survey

Favorable: **55%**

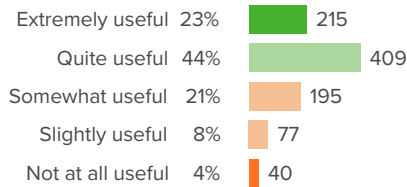
Q.2: At your school, how thorough is the feedback you receive in covering all aspects of your role?



▲ 5 from last survey

Favorable: **56%**

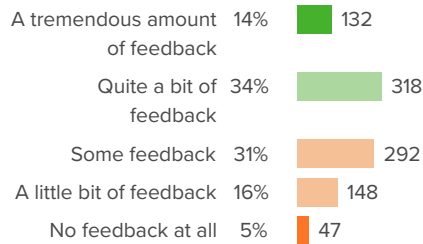
Q.3: How useful do you find the feedback you receive on your work?



▲ 6 from last survey

Favorable: **67%**

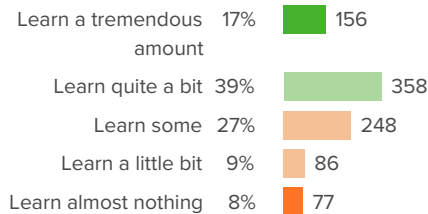
Q.4: How much feedback do you receive on your work?



▲ 3 from last survey

Favorable: **48%**

Q.5: How much do you learn from the evaluation processes at your school?



▲ 9 from last survey

Favorable: **56%**



Professional Learning

Your average

63%

1,087 responses

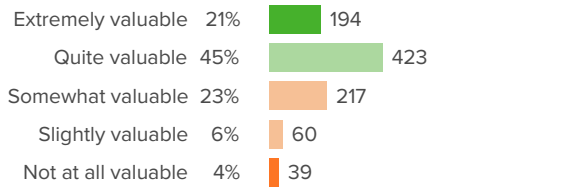
Change

▲ 8

since last survey

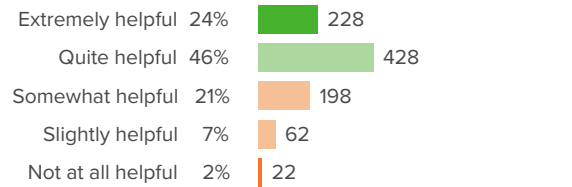
How did people respond?

Q.1: At your school, how valuable are the available professional development opportunities?



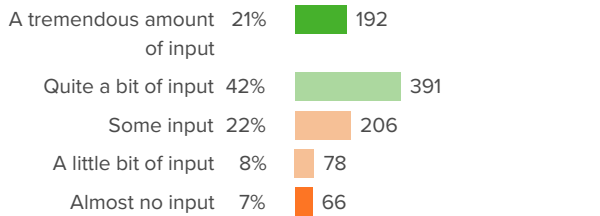
▲ 11 from last survey Favorable: **66%**

Q.2: How helpful are your colleagues' ideas for improving your work?



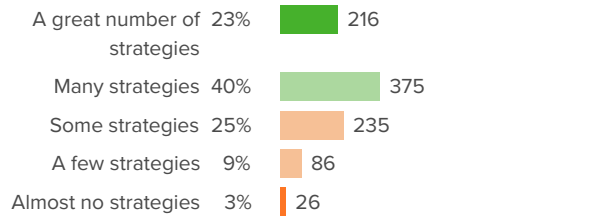
▲ 10 from last survey Favorable: **70%**

Q.3: How much input do you have into individualizing your own professional development opportunities?



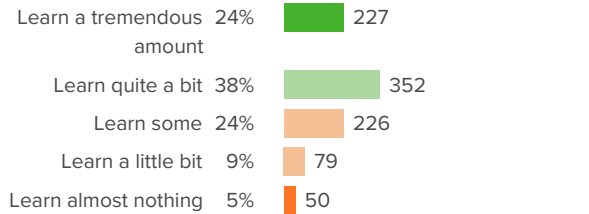
▲ 12 from last survey Favorable: **62%**

Q.4: Through working at your school, how many new strategies for your job have you learned?



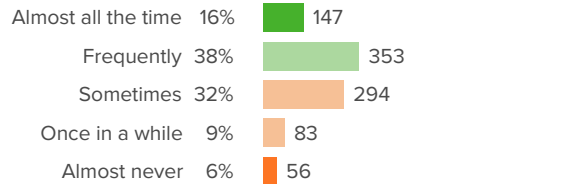
▲ 4 from last survey Favorable: **63%**

Q.5: Overall, how much do you learn from the leaders at your school?



▲ 7 from last survey Favorable: **62%**

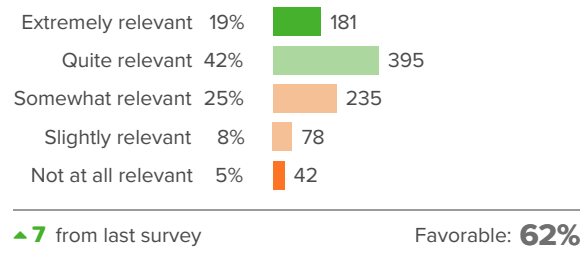
Q.6: How often do your professional development opportunities help you explore new ideas?



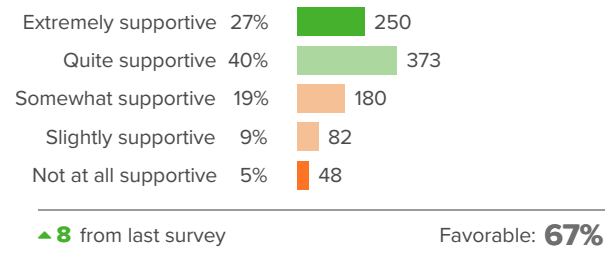
▲ 8 from last survey Favorable: **54%**



Q.7: How relevant have your professional development opportunities been to your work?



Q.8: Overall, how supportive has the school been of your professional growth?



Safety and Discipline

Your average

71%

1,087 responses

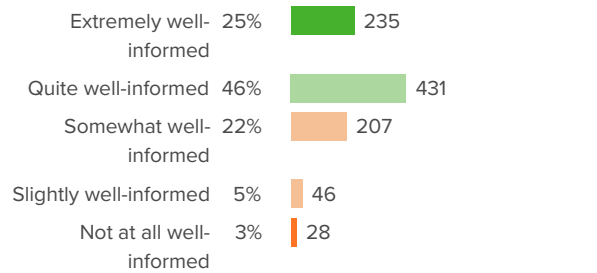
Change

▲ 5

since last survey

How did people respond?

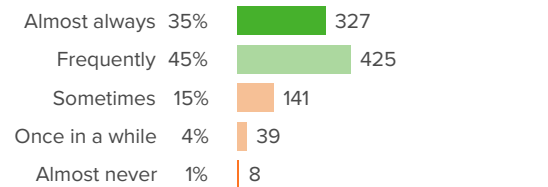
Q.1: How well-informed are staff about school policies and procedures?



▲ 5 from last survey

Favorable: **70%**

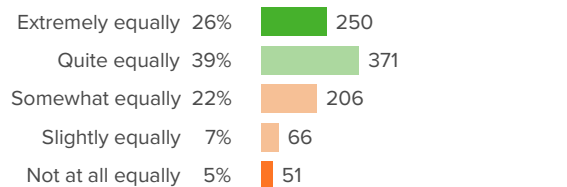
Q.2: How often do staff at this school recognize students for positive behavior?



▲ 2 from last survey

Favorable: **80%**

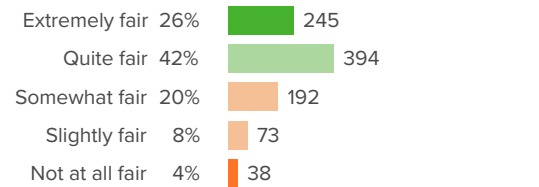
Q.3: How equally are school rules applied to all students?



▲ 5 from last survey

Favorable: **66%**

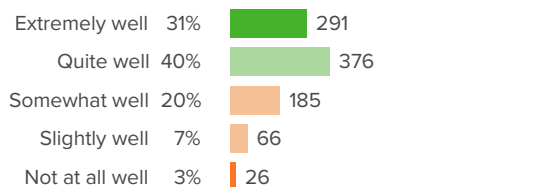
Q.4: How fair is discipline at this school?



▲ 7 from last survey

Favorable: **68%**

Q.5: How well do staff at this school work together to ensure an orderly environment?



▲ 4 from last survey

Favorable: **71%**



School Climate

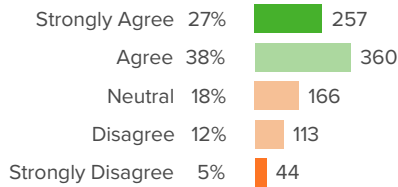
Your average

77%

1,087 responses

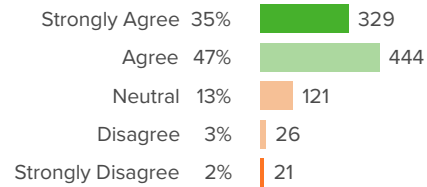
How did people respond?

Q.1: This school consistently has high expectations for student behavior with strict and fair discipline.



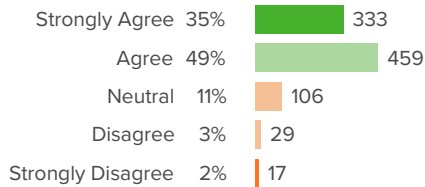
Favorable: **66%**

Q.2: This school consistently has high academic expectations for students.



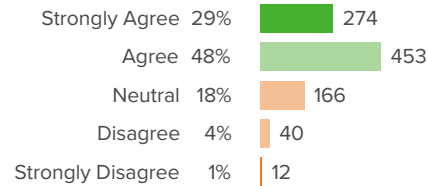
Favorable: **82%**

Q.3: Teachers and other staff members consistently show respect, warmth, and concern for students.



Favorable: **84%**

Q.4: Students consistently feel comfortable seeking help from teachers and other staff members for both academic and personal concerns.



Favorable: **77%**

School Leadership

Your average

69%

1,087 responses

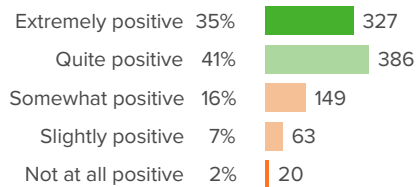
Change

▲ 5

since last survey

How did people respond?

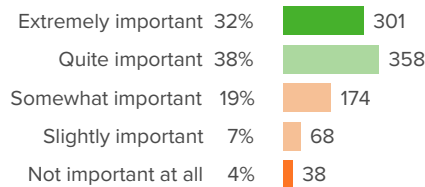
Q.1: How positive is the tone that school leaders set for the culture of the school?



▲ 3 from last survey

Favorable: **75%**

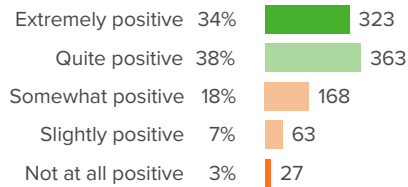
Q.2: For your school leaders, how important is staff satisfaction?



▲ 5 from last survey

Favorable: **70%**

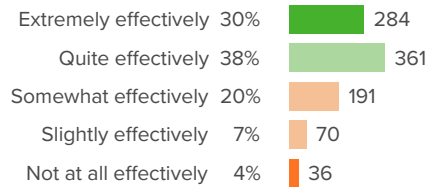
Q.3: Overall, how positive is the influence of the school leaders on the quality of your work?



▲ 4 from last survey

Favorable: **73%**

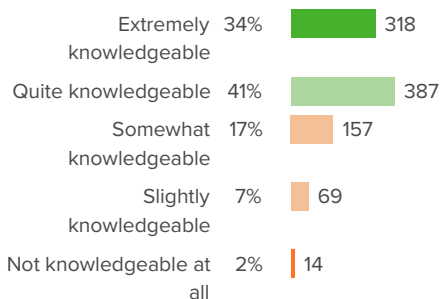
Q.4: How effectively do school leaders communicate important information to staff?



▲ 3 from last survey

Favorable: **68%**

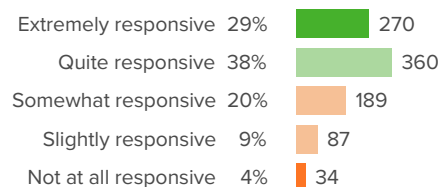
Q.5: How knowledgeable are your school leaders about what is going on in the school?



▲ 4 from last survey

Favorable: **75%**

Q.6: How responsive are school leaders to your feedback?

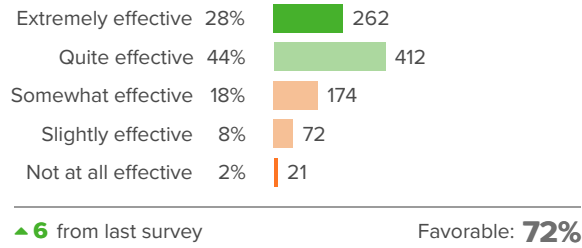


▲ 5 from last survey

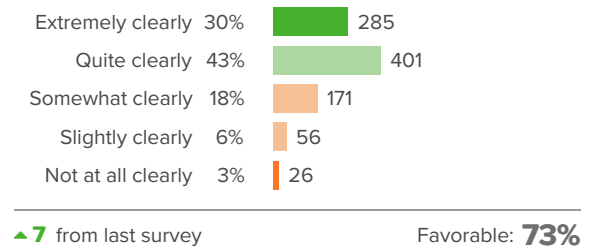
Favorable: **67%**



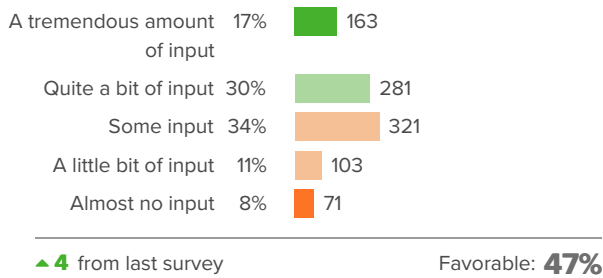
Q.7: How effective are the school leaders at developing rules for students that facilitate their learning?



Q.8: How clearly do your school leaders identify their goals for the staff?



Q.9: When the school makes important decisions, how much input do staff have?





Other questions

How did people respond? _____

Q.1: Would you like to take this survey?

