



MNPS District


Student Survey
Fall 2017



Report created by
Panorama Education



Summary

Topic Description	Results	Benchmark
Academic Press	77%	
School Engagement How attentive and invested students are in school.	43%	 20th - 39th percentile compared to others nationally
School Safety	47%	
Student Voice	49%	
Trust and Caring Environment	46%	

37,569 responses

Academic Press

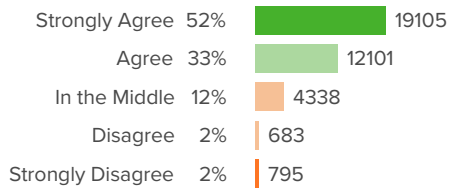
Your average

77%

37,569 responses

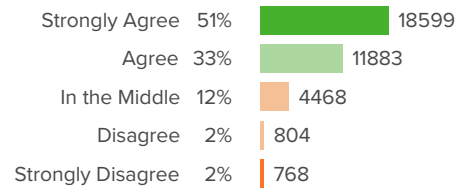
How did people respond?

Q.1: My teachers expect me to work hard.



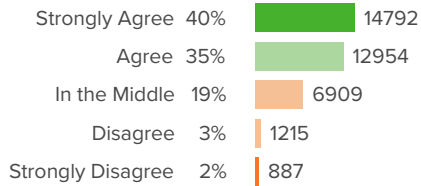
Favorable: **84%**

Q.2: My teachers really want me to learn a lot.



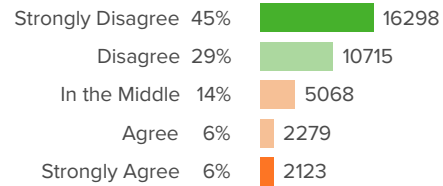
Favorable: **83%**

Q.3: My teachers expect a lot from students.



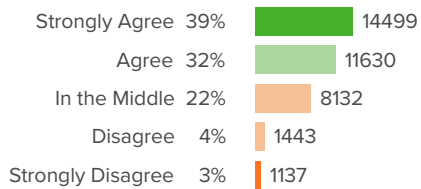
Favorable: **75%**

Q.4: My teachers do not really care how much I learn.



Favorable: **74%**

Q.5: My teachers expect me to attend college.



Favorable: **71%**

School Engagement

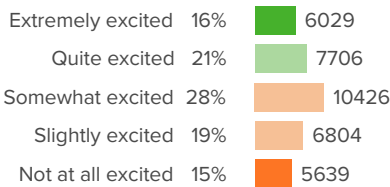
Your average

43%

37,569 responses

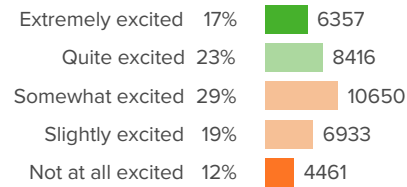
How did people respond?

Q.1: How excited are you about going to your classes?



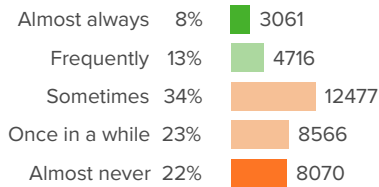
Favorable: **38%**

Q.2: In your classes, how excited are you to participate?



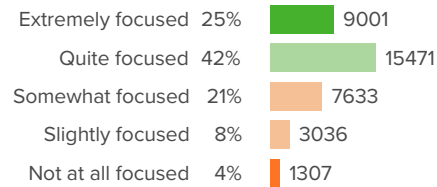
Favorable: **40%**

Q.3: When you are not in school, how often do you talk about ideas from your classes?



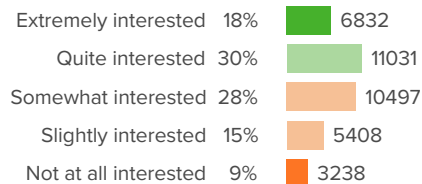
Favorable: **21%**

Q.4: How focused are you on the activities in your classes?



Favorable: **67%**

Q.5: How interested are you in your classes?



Favorable: **48%**

School Safety

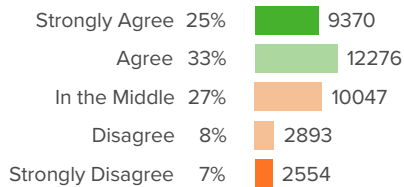
Your average

47%

37,569 responses

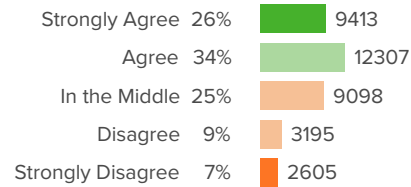
How did people respond?

Q.1: I feel safe outside around the school.



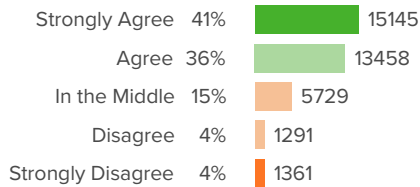
Favorable: **58%**

Q.2: I feel safe in the hallways and bathrooms of the school.



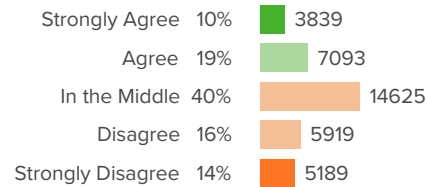
Favorable: **59%**

Q.3: I feel safe in my classroom.



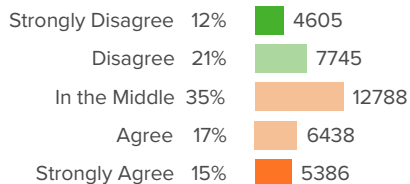
Favorable: **77%**

Q.4: Most students in my school treat each other with respect.



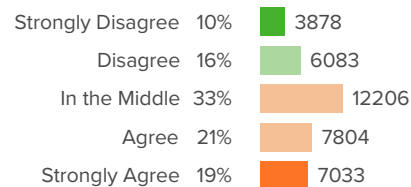
Favorable: **30%**

Q.5: Students at my school are bullied.



Favorable: **33%**

Q.6: Students at my school are teased, picked on, made fun of, or called names.



Favorable: **27%**

Student Voice

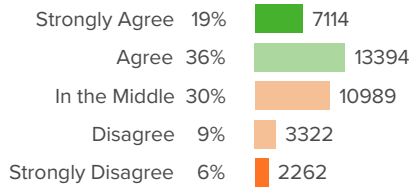
Your average

49%

37,569 responses

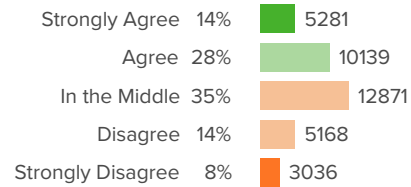
How did people respond?

Q.1: In my school, students are given a chance to help make decisions.



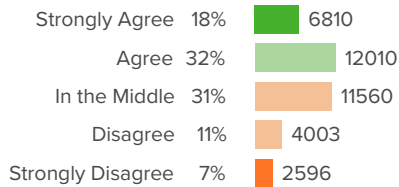
Favorable: **55%**

Q.2: Students are involved in helping to solve school problems.



Favorable: **42%**

Q.3: Adults in this school ask students about their ideas.



Favorable: **51%**

Trust and Caring Environment

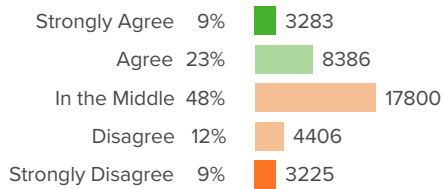
Your average

46%

37,569 responses

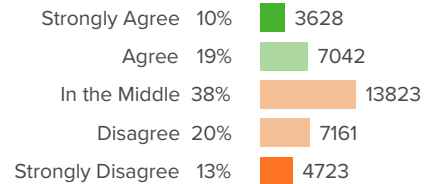
How did people respond?

Q.1: Students at this school get along well with each other.



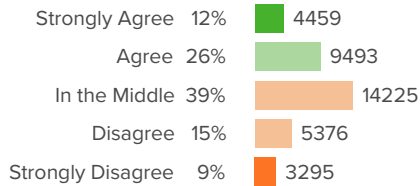
Favorable: **31%**

Q.2: At this school, students talk about the importance of understanding their own feelings and the feelings of others.



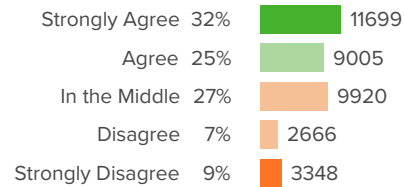
Favorable: **29%**

Q.3: At this school, students work on listening to others to understand what they are trying to say.



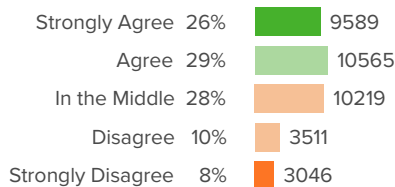
Favorable: **38%**

Q.4: I am happy to be at this school.



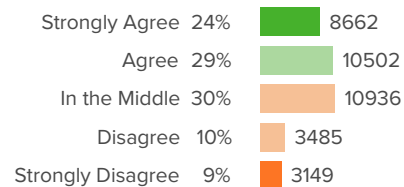
Favorable: **57%**

Q.5: I feel like I am part of this school.



Favorable: **55%**

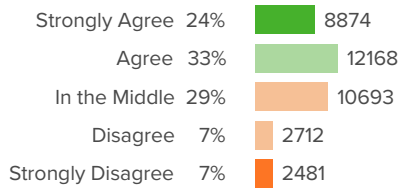
Q.6: I feel like I belong.



Favorable: **52%**



Q.7: I feel socially accepted.



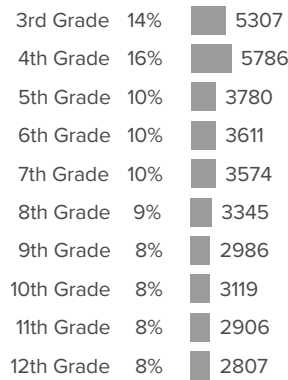
Favorable: **57%**



Background Questions

How did people respond?

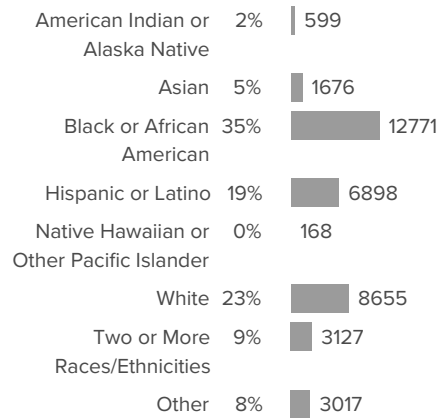
Q.1: What grade are you in?



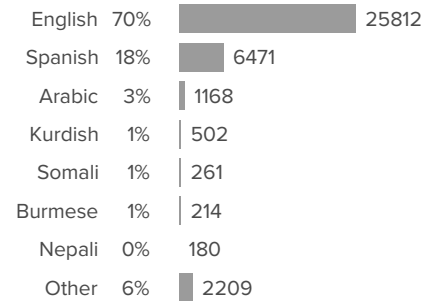
Q.2: What is your gender?



Q.3: What is your race or ethnicity?



Q.4: Please mark the primary language you speak at home. (Please mark only one.)





MNPS District






1. Teacher Version
Fall 2017



Report created by
Panorama Education



Summary

Topic Description	Results	Benchmark
<p>Educating All Students</p> <p>Faculty perceptions of their readiness to address issues of diversity.</p>	<p>79%</p>	 <p>40th - 59th percentile compared to others nationally</p>
<p>Family Relationships</p>	<p>62%</p>	
<p>Resources</p> <p>Perceptions of the adequacy of the school's resources.</p>	<p>39%</p>	 <p>40th - 59th percentile compared to others nationally</p>
<p>School Climate</p>	<p>80%</p>	
<p>School Leadership</p> <p>Perceptions of the school leadership's effectiveness.</p>	<p>60%</p> <p>▲ 6 since last survey</p>	 <p>40th - 59th percentile compared to others nationally</p>
<p>Staff-Leadership Relationships</p> <p>Perceptions of faculty and staff relationships with school leaders.</p>	<p>70%</p> <p>▲ 6 since last survey</p>	 <p>40th - 59th percentile compared to others nationally</p>
<p>Student Mindset</p> <p>Perceptions of whether students have the potential to change those factors that are central to their performance in class.</p>	<p>76%</p>	 <p>40th - 59th percentile compared to others nationally</p>

5,367 responses



Educating All Students

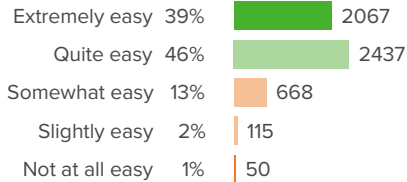
Your average

79%

5,367 responses

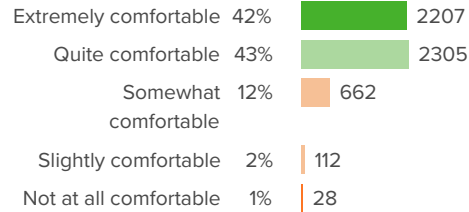
How did people respond?

Q.1: How easy do you find interacting with students at your school who are from a different cultural background than your own?



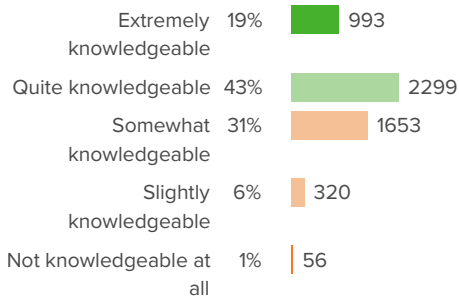
Favorable: **84%**

Q.2: How comfortable would you be incorporating new material about people from different backgrounds into your curriculum?



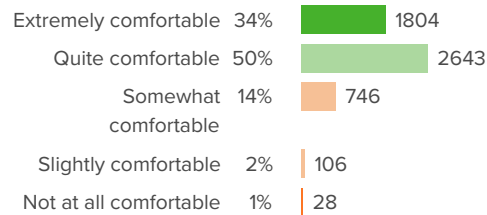
Favorable: **85%**

Q.3: How knowledgeable are you regarding where to find resources for working with students who have unique learning needs?



Favorable: **62%**

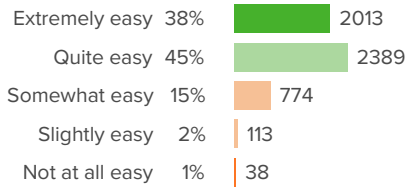
Q.4: If students from different backgrounds struggled to get along in your class, how comfortable would you be intervening?



Favorable: **83%**

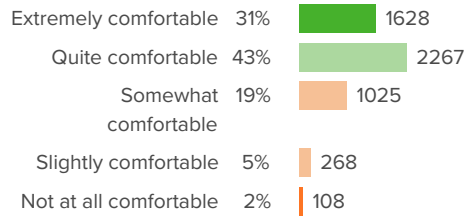


Q.5: How easy would it be for you to teach a class with groups of students from very different religions from each other?



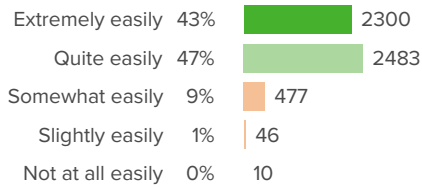
Favorable: **83%**

Q.6: In response to events that might be occurring in the world, how comfortable would you be having conversations about race with your students?



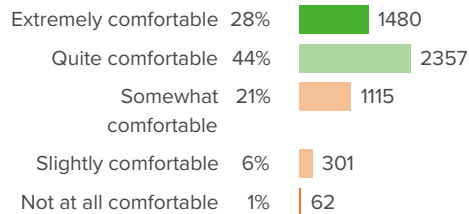
Favorable: **74%**

Q.7: How easily do you think you could make a particularly overweight student feel like a part of class?



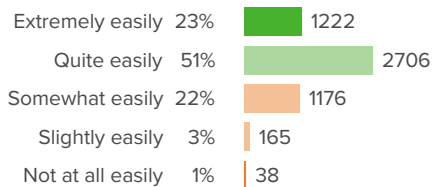
Favorable: **90%**

Q.8: How comfortable would you be having a student who could not communicate well with anyone in class because his/her home language was unique?



Favorable: **72%**

Q.9: When a sensitive issue of diversity arises in class, how easily can you think of strategies to address the situation?



Favorable: **74%**



Family Relationships

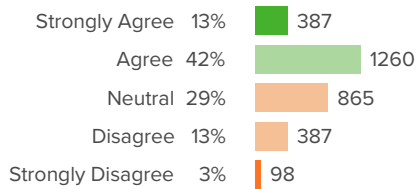
Your average

62%

5,367 responses

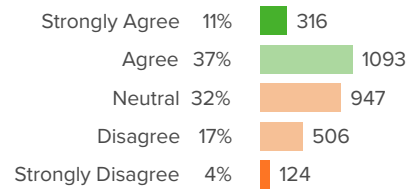
How did people respond?

Q.1: Most students' parents do their best to help their children learn.



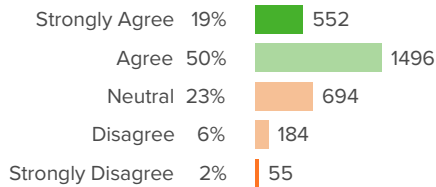
Favorable: **55%**

Q.2: Teachers in school feel good about parents' support for their work.



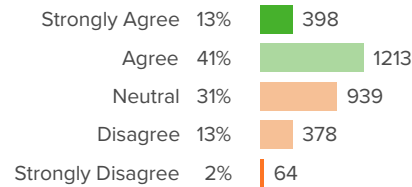
Favorable: **47%**

Q.3: Most students' parents support my teaching efforts.



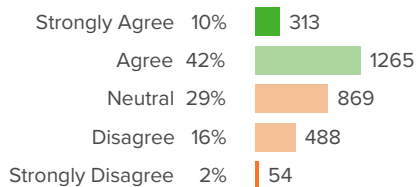
Favorable: **69%**

Q.4: Teachers and parents think of each other as partners in educating kids.



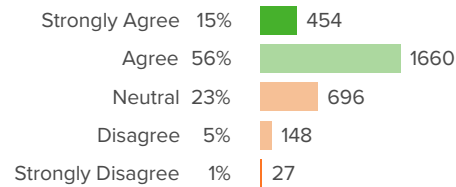
Favorable: **54%**

Q.5: It isn't difficult overcoming cultural barriers between teachers and parents.



Favorable: **53%**

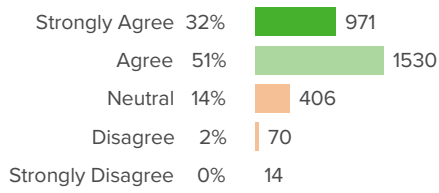
Q.6: Parents have confidence in teachers' expertise.



Favorable: **71%**

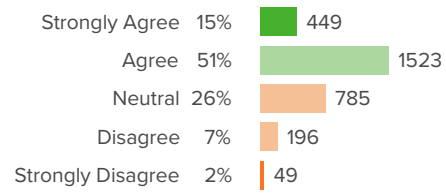


Q.7: Staff work hard to build trusting relationships with parents.



Favorable: **84%**

Q.8: Teachers feel respect from the parents of their students.



Favorable: **66%**



Resources

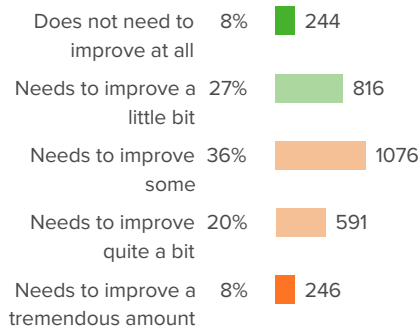
Your average

39%

5,367 responses

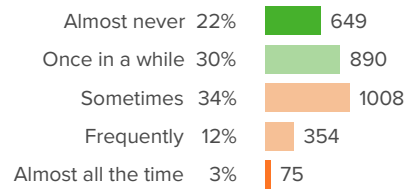
How did people respond?

Q.1: To what extent does the quality of the resources at your school need to improve?



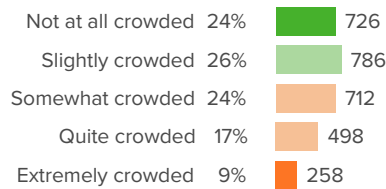
Favorable: **36%**

Q.2: When students need help from an adult, how often do they have to wait to get that help?



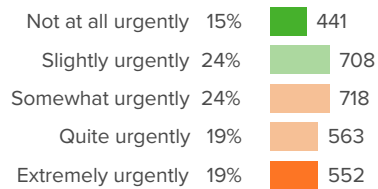
Favorable: **52%**

Q.3: At your school, how crowded do the learning spaces feel?



Favorable: **51%**

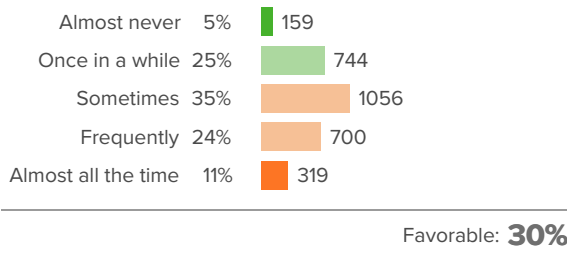
Q.4: How urgently does your school's technology need to be updated?



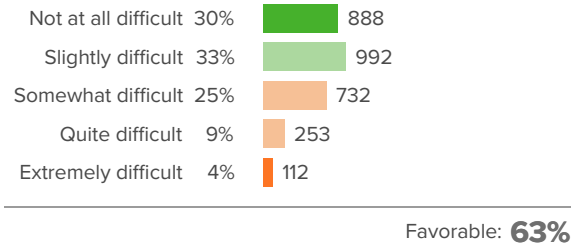
Favorable: **39%**



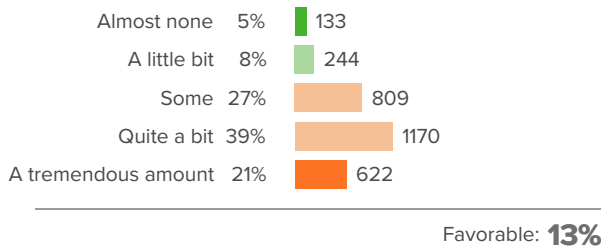
Q.5: How often do your school's facilities need repairs?



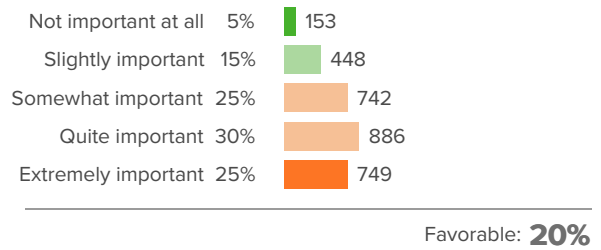
Q.6: For students who need extra support, how difficult is it for them to get the support that they need?



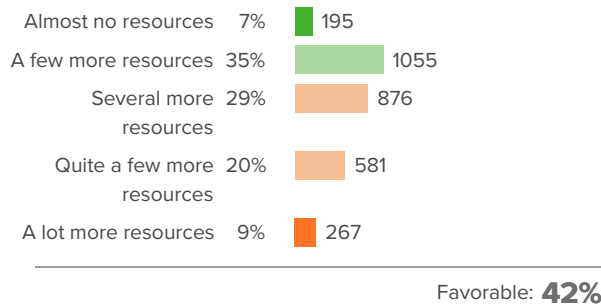
Q.7: How much of your own money do you spend on your classroom?



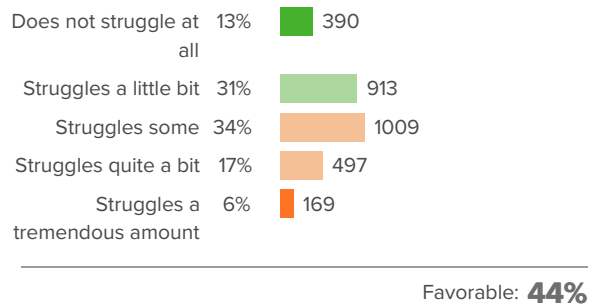
Q.8: How important is it for your school to hire more specialists to help students?



Q.9: How many more resources do you need to adequately support your students' learning?



Q.10: Overall, how much does your school struggle due to a lack of resources?





School Climate

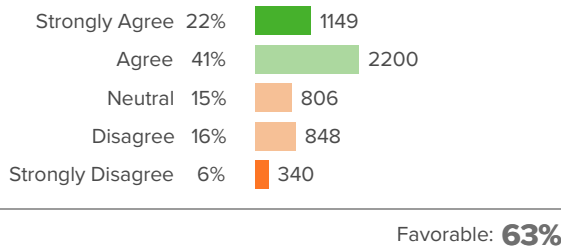
Your average

80%

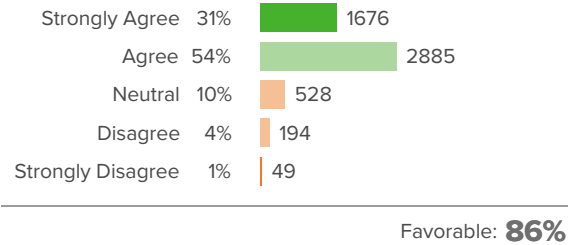
5,367 responses

How did people respond?

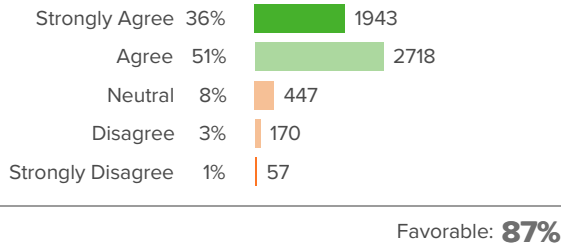
Q.1: This school consistently has high expectations for student behavior with strict and fair discipline.



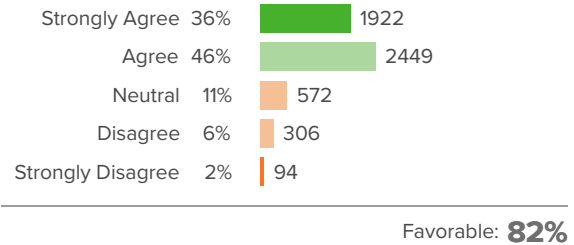
Q.2: Students consistently feel comfortable seeking help from teachers and other staff members for both academic and personal concerns.



Q.3: Teachers and other staff members consistently show respect, warmth, and concern for students.



Q.4: This school consistently has high academic expectations for students.





School Leadership

Your average

60%

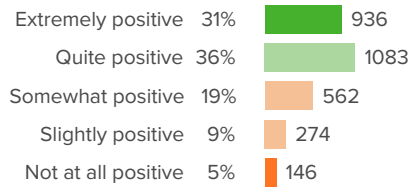
5,367 responses

Change

▲ 6

How did people respond?

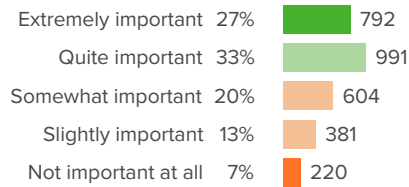
Q.1: How positive is the tone that school leaders set for the culture of the school?



▲ 8 from last survey

Favorable: **67%**

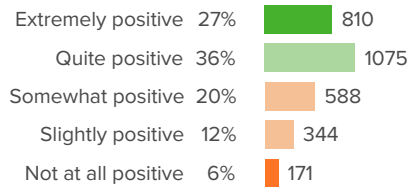
Q.2: For your school leaders, how important is teacher satisfaction?



▲ 5 from last survey

Favorable: **60%**

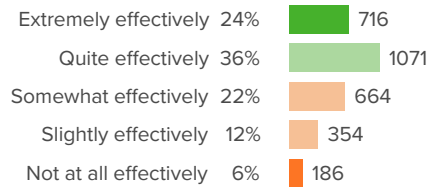
Q.3: Overall, how positive is the influence of the school leaders on the quality of your teaching?



▲ 4 from last survey

Favorable: **63%**

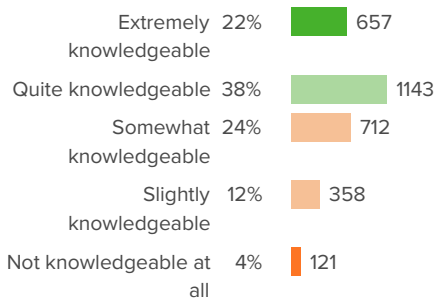
Q.4: How effectively do school leaders communicate important information to teachers?



▲ 5 from last survey

Favorable: **60%**

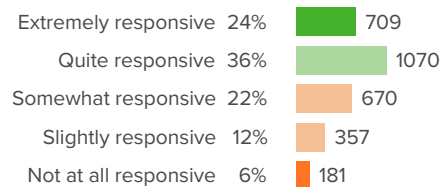
Q.5: How knowledgeable are your school leaders about what is going on in teachers' classrooms?



▲ 6 from last survey

Favorable: **60%**

Q.6: How responsive are school leaders to your feedback?

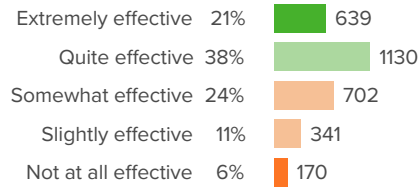


▲ 9 from last survey

Favorable: **60%**



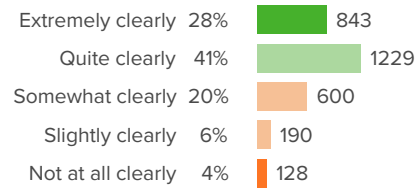
Q.7: How effective are the school leaders at developing rules for students that facilitate their learning?



▲ 8 from last survey

Favorable: **59%**

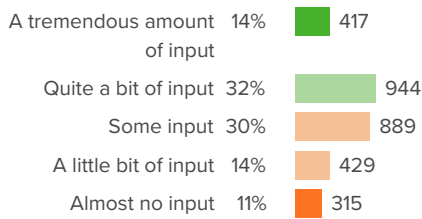
Q.8: How clearly do your school leaders identify their goals for teachers?



▲ 6 from last survey

Favorable: **69%**

Q.9: When the school makes important decisions, how much input do teachers have?



▲ 3 from last survey

Favorable: **45%**



Staff-Leadership Relationships

Your average

70%

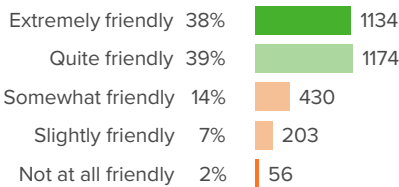
5,367 responses

Change

▲ 6

How did people respond?

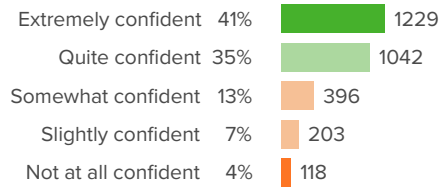
Q.1: How friendly are your school leaders toward you?



▲ 4 from last survey

Favorable: **77%**

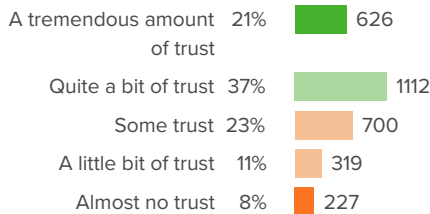
Q.2: How confident are you that your school leaders have the best interests of the school in mind?



▲ 8 from last survey

Favorable: **76%**

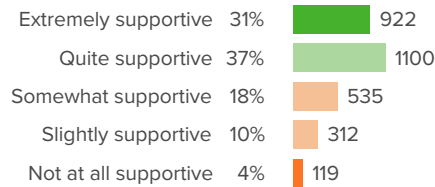
Q.3: How much trust exists between school leaders and faculty?



▲ 8 from last survey

Favorable: **58%**

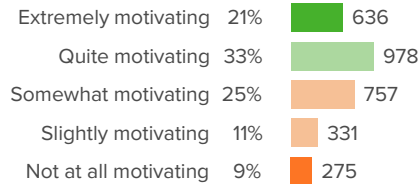
Q.4: When you face challenges at work, how supportive are your school leaders?



▲ 7 from last survey

Favorable: **68%**

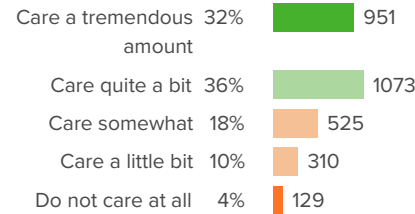
Q.5: At your school, how motivating do you find working with the leadership team?



▲ 6 from last survey

Favorable: **54%**

Q.6: How much do your school leaders care about you as an individual?

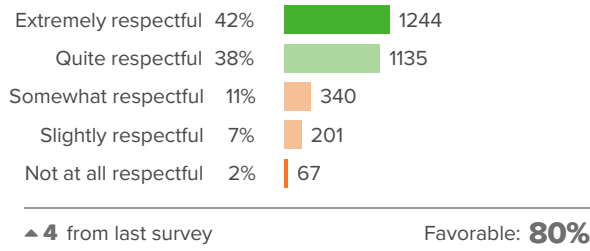


▲ 5 from last survey

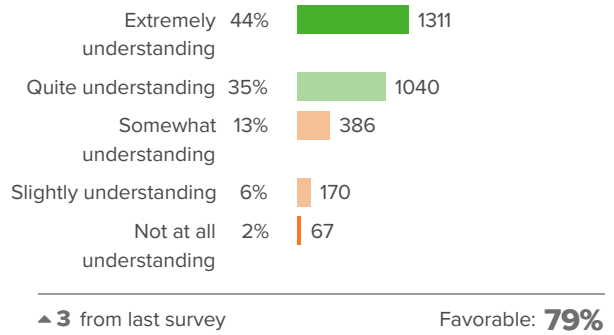
Favorable: **68%**



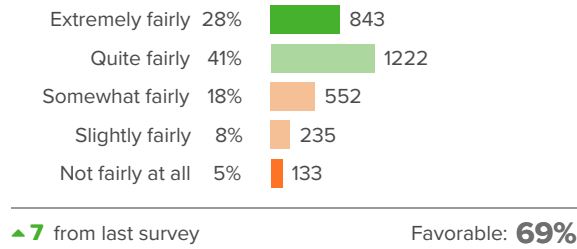
Q.7: How respectful are your school leaders towards you?



Q.8: When challenges arise in your personal life, how understanding are your school leaders?



Q.9: How fairly does the school leadership treat the faculty?





Student Mindset

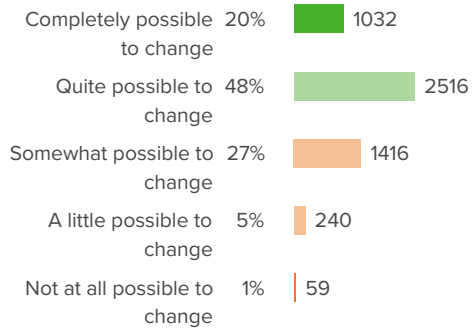
Your average

76%

5,367 responses

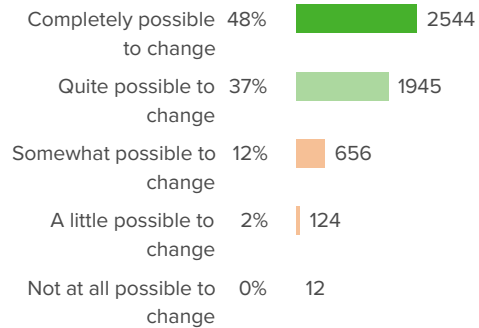
How did people respond?

Q.1: How possible do you think it is for your students to change...how much talent they have?



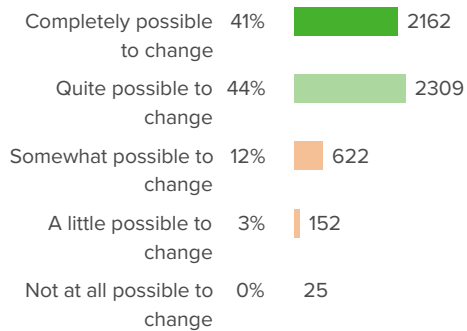
Favorable: **67%**

Q.2: How possible do you think it is for your students to change...how much effort they put forth?



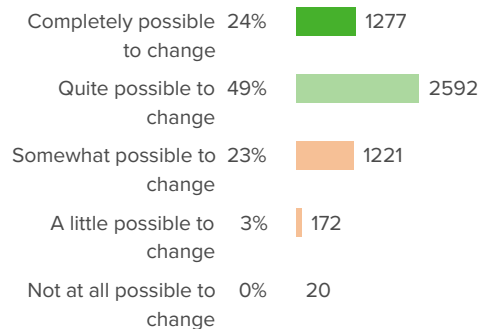
Favorable: **85%**

Q.3: How possible do you think it is for your students to change...how well they behave in class?



Favorable: **85%**

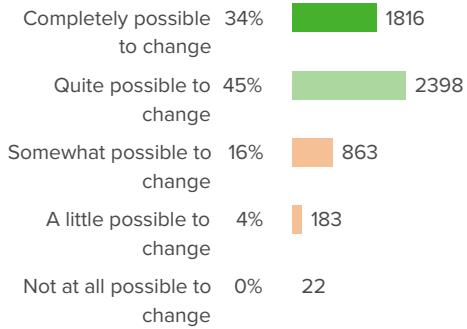
Q.4: How possible do you think it is for your students to change...how much they like the content in your class?



Favorable: **73%**

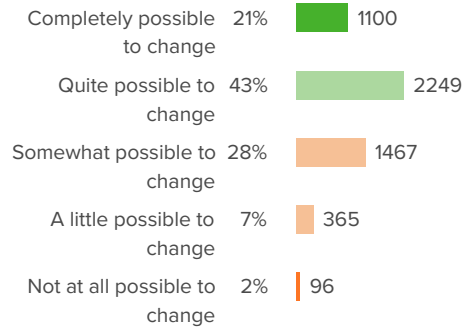


Q.5: How possible do you think it is for your students to change...how easily they give up?



Favorable: **80%**

Q.6: How possible do you think it is for your students to change...their intelligence?



Favorable: **63%**



MNPS District




2. Staff Version
Fall 2017



Report created by
Panorama Education



Summary

Topic Description	Results	Benchmark
<p>Resources Perceptions of the adequacy of the school's resources.</p>	<p>51%</p>	 60th - 79th percentile compared to others nationally
<p>School Climate</p>	<p>78%</p>	
<p>School Leadership Perceptions of the school leadership's effectiveness.</p>	<p>69% ▲ 3 since last survey</p>	 20th - 39th percentile compared to others nationally
<p>Staff-Leadership Relationships Perceptions of faculty and staff relationships with school leaders.</p>	<p>75% ▲ 3 since last survey</p>	 40th - 59th percentile compared to others nationally

656 responses



Resources

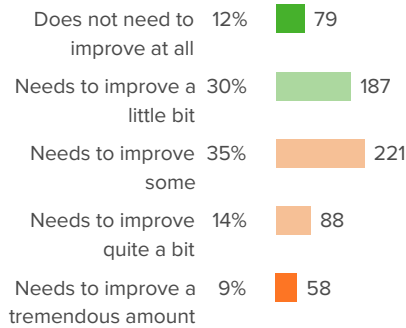
Your average

51%

656 responses

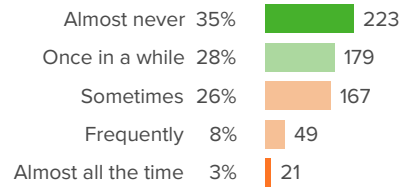
How did people respond?

Q.1: To what extent does the quality of the resources at your school need to improve?



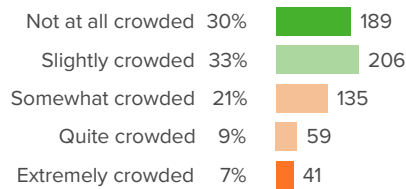
Favorable: **42%**

Q.2: When students need help from an adult, how often do they have to wait to get that help?



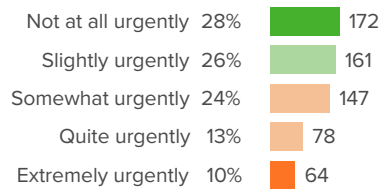
Favorable: **63%**

Q.3: At your school, how crowded do the learning spaces feel?



Favorable: **63%**

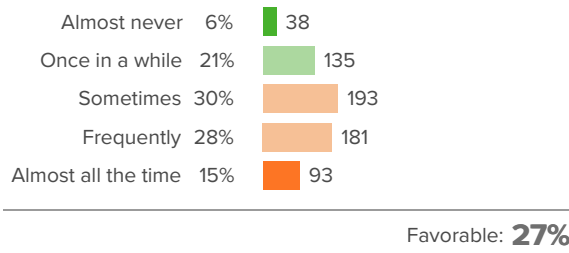
Q.4: How urgently does your school's technology need to be updated?



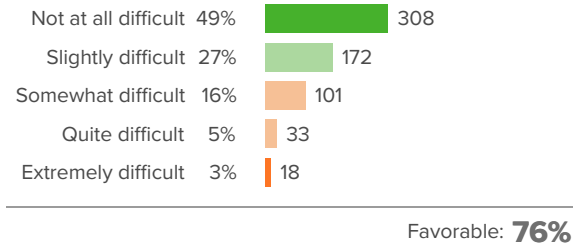
Favorable: **54%**



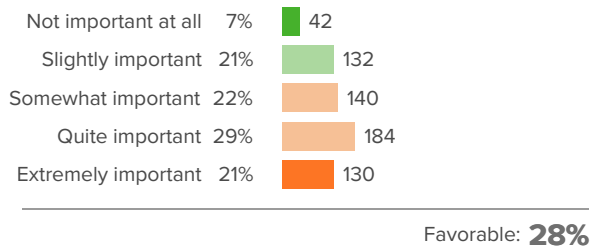
Q.5: How often do your school's facilities need repairs?



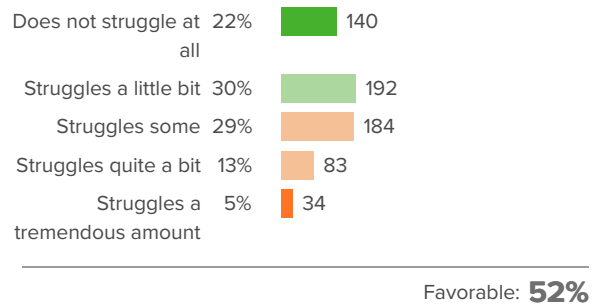
Q.6: For students who need extra support, how difficult is it for them to get the support that they need?



Q.7: How important is it for your school to hire more specialists to help students?



Q.8: Overall, how much does your school struggle due to a lack of resources?





School Climate

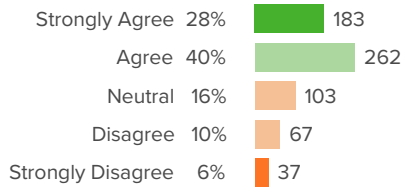
Your average

78%

656 responses

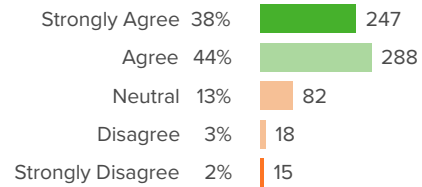
How did people respond?

Q.1: This school consistently has high expectations for student behavior with strict and fair discipline.



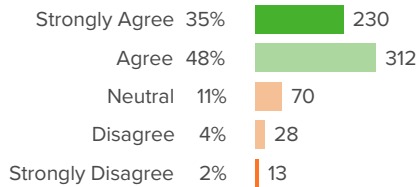
Favorable: **68%**

Q.2: This school consistently has high academic expectations for students.



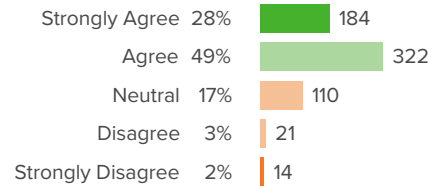
Favorable: **82%**

Q.3: Teachers and other staff members consistently show respect, warmth, and concern for students.



Favorable: **83%**

Q.4: Students consistently feel comfortable seeking help from teachers and other staff members for both academic and personal concerns.



Favorable: **78%**



School Leadership

Your average

69%

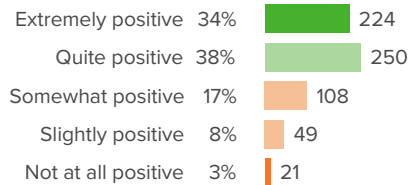
656 responses

Change

▲ 3

How did people respond?

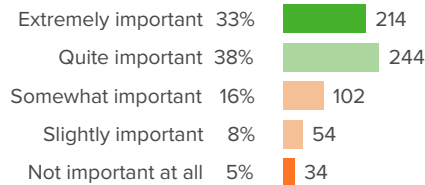
Q.1: How positive is the tone that school leaders set for the culture of the school?



▲ 3 from last survey

Favorable: **73%**

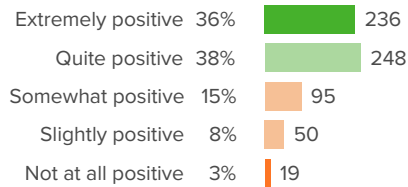
Q.2: For your school leaders, how important is staff satisfaction?



▲ 4 from last survey

Favorable: **71%**

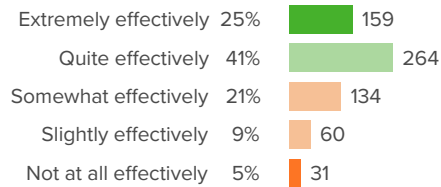
Q.3: Overall, how positive is the influence of the school leaders on the quality of your work?



▲ 6 from last survey

Favorable: **75%**

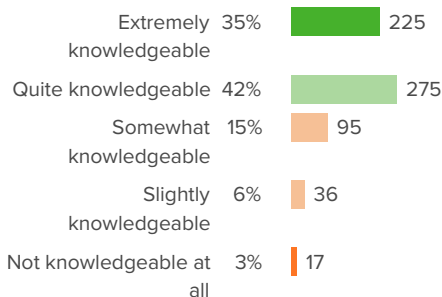
Q.4: How effectively do school leaders communicate important information to staff?



▲ 1 from last survey

Favorable: **65%**

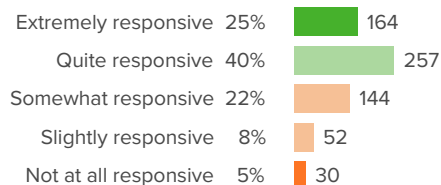
Q.5: How knowledgeable are your school leaders about what is going on in the school?



▲ 3 from last survey

Favorable: **77%**

Q.6: How responsive are school leaders to your feedback?

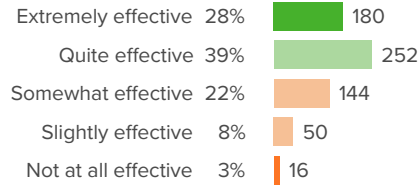


▲ 5 from last survey

Favorable: **65%**



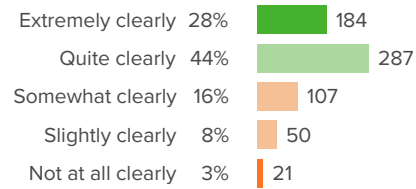
Q.7: How effective are the school leaders at developing rules for students that facilitate their learning?



▲ 2 from last survey

Favorable: **67%**

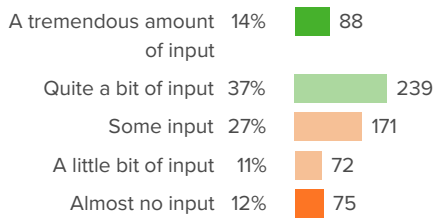
Q.8: How clearly do your school leaders identify their goals for the staff?



▲ 4 from last survey

Favorable: **73%**

Q.9: When the school makes important decisions, how much input do staff have?



▲ 3 from last survey

Favorable: **51%**



Staff-Leadership Relationships

Your average

75%

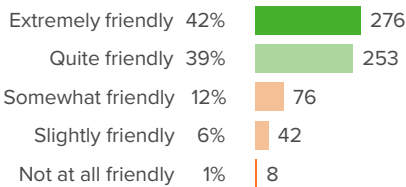
656 responses

Change

▲ 3

How did people respond?

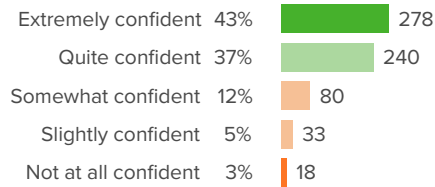
Q.1: How friendly are your school leaders toward you?



▲ 1 from last survey

Favorable: **81%**

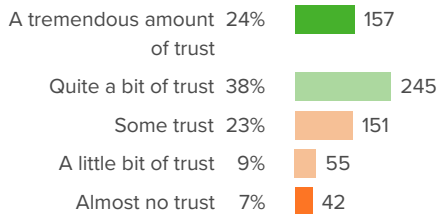
Q.2: How confident are you that your school leaders have the best interests of the school in mind?



▲ 4 from last survey

Favorable: **80%**

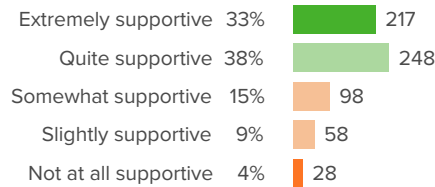
Q.3: How much trust exists between school leaders and staff?



▲ 2 from last survey

Favorable: **62%**

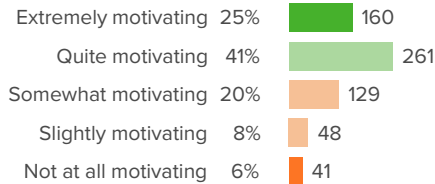
Q.4: When you face challenges at work, how supportive are your school leaders?



▲ 4 from last survey

Favorable: **72%**

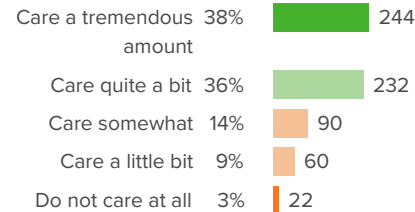
Q.5: At your school, how motivating do you find working with the leadership team?



▲ 5 from last survey

Favorable: **66%**

Q.6: How much do your school leaders care about you as an individual?

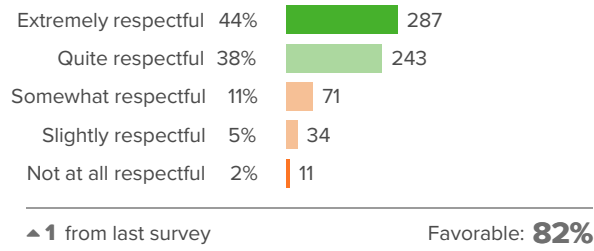


▲ 3 from last survey

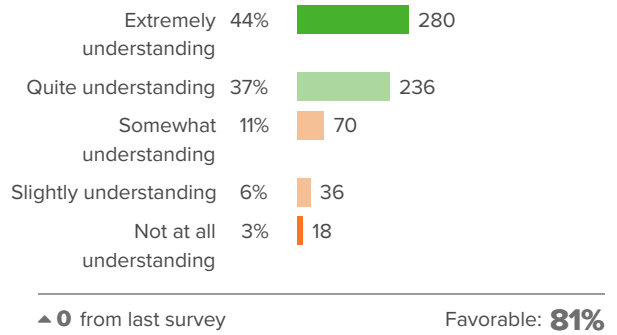
Favorable: **73%**



Q.7: How respectful are your school leaders towards you?



Q.8: When challenges arise in your personal life, how understanding are your school leaders?



Q.9: How fairly does the school leadership treat the staff?

