



# MNPS District


Student Survey  
Fall 2021



Report created by  
Panorama Education



# Summary

Topic Description	Results	Benchmark
<p><b>Academic Press</b> Student perceptions of teachers' rigorous academic expectations.</p>	<p><b>78%</b> ▲1 since last survey</p>	
<p><b>Belonging</b> Students' sense of belonging to their school community.</p>	<p><b>58%</b> ▲2 since last survey</p>	
<p><b>Bullying</b> Prevalence of student bullying. This topic was expanded in Fall 2018.</p>	<p><b>65%</b> ▲8 since last survey</p>	
<p><b>Classroom Management</b> Perceptions of the orderliness of classroom environments and the effective management of class time.</p>	<p><b>47%</b> ▲6 since last survey</p>	
<p><b>Culture of Diversity</b> Perceptions that the school values equity and diversity.</p>	<p><b>68%</b> ▲5 since last survey</p>	
<p><b>Inclusive Instruction</b> Perceptions that classroom instruction reflects diverse people and experiences. This topic was expanded in Fall 2019.</p>	<p><b>53%</b> ▲4 since last survey</p>	
<p><b>School Engagement</b> How attentive and invested students are in school.</p>	<p><b>42%</b> 0 since last survey</p>	 20th - 39th percentile compared to others nationally



### School Safety

Perceptions of safety at school. This topic was expanded in Fall 2018.

**67%**

**▲ 3**

since last survey

---

### Student Voice

Perceptions of how much student voice is valued at school.

**51%**

**▲ 4**

since last survey

---

### Student-Student Relationships

Perceptions of the quality of relationships among students. This topic was modified and expanded in Fall 2018.

**46%**

**▲ 8**

since last survey

---

### Student-Teacher Relationships

Perceptions of the quality of relationships between students and teachers.

**72%**

**▲ 5**

since last survey

---

31,208 responses



# Academic Press

Your average

**78%**

31,208 responses

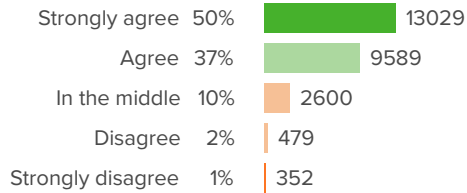
Change

**▲ 1**

since last survey

## How did people respond?

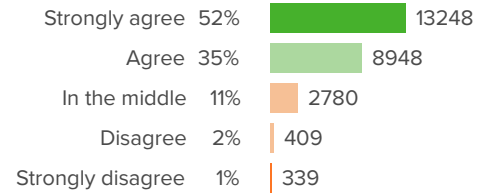
### Q.1: My teachers expect me to work hard.



▲ 2 from last survey

Favorable: **87%**

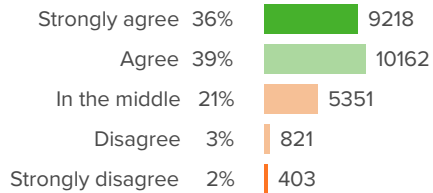
### Q.2: My teachers really want me to learn a lot.



▲ 2 from last survey

Favorable: **86%**

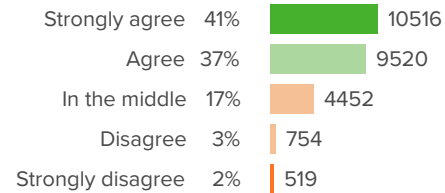
### Q.3: My teachers expect a lot from students.



▲ 0 from last survey

Favorable: **75%**

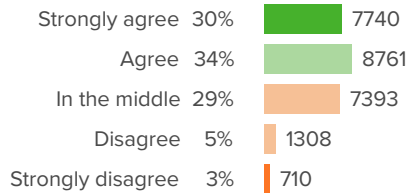
### Q.4: My teachers really care how much I learn.



▲ 4 from last survey

Favorable: **78%**

### Q.5: My teachers expect me to attend college.



▼ 4 from last survey

Favorable: **64%**



# Belonging

Your average

**58%**

31,208 responses

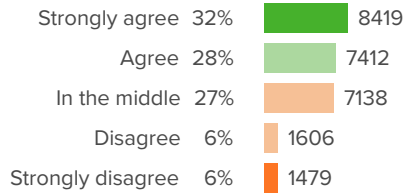
Change

**▲ 2**

since last survey

## How did people respond?

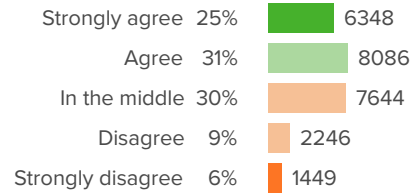
### Q.1: I am happy to be at this school.



▲ 4 from last survey

Favorable: **61%**

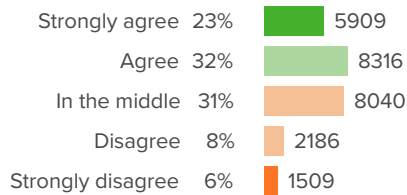
### Q.2: I feel like I am part of this school.



▲ 2 from last survey

Favorable: **56%**

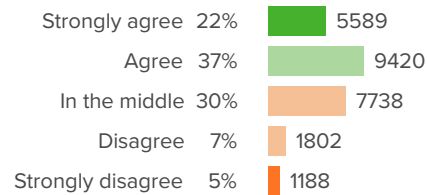
### Q.3: I feel like I belong.



▲ 1 from last survey

Favorable: **55%**

### Q.4: I feel socially accepted.



▲ 0 from last survey

Favorable: **58%**



# Bullying

Your average

**65%**

31,208 responses

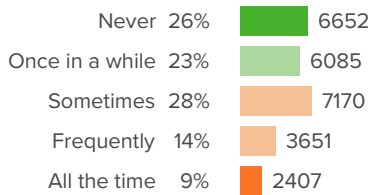
Change

**▲ 8**

since last survey

## How did people respond?

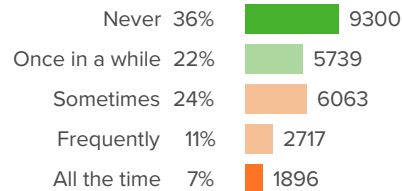
**Q.1: How often do students at your school...make fun of, call names, or insult other students, in a hurtful way?**



▲ 10 from last survey

Favorable: **49%**

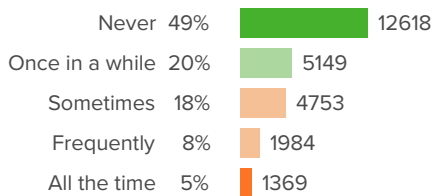
**Q.2: How often do students at your school... spread hurtful rumors about other students?**



▲ 11 from last survey

Favorable: **58%**

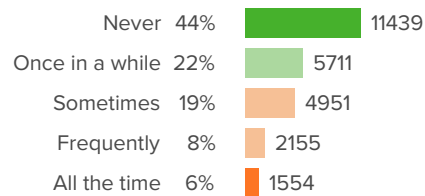
**Q.3: How often do students at your school...threaten other students with harm?**



▲ 8 from last survey

Favorable: **69%**

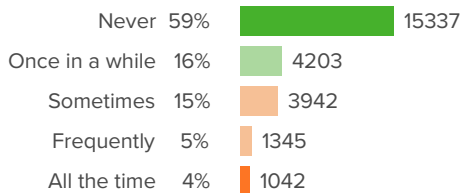
**Q.4: How often do students at your school...push, shove, trip, or spit on other students?**



▲ 9 from last survey

Favorable: **66%**

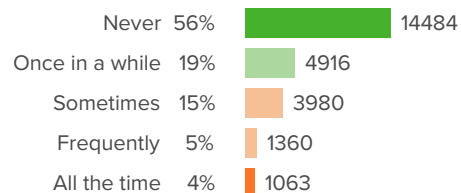
**Q.5: How often do students at your school...try to make other students do things they do not want to do, for example give them money or other things?**



▲ 9 from last survey

Favorable: **76%**

**Q.6: How often do students at your school...destroy other students' property on purpose?**

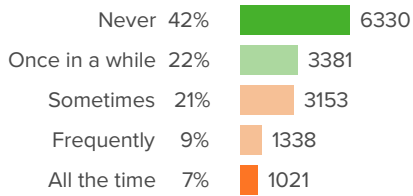


▲ 8 from last survey

Favorable: **75%**



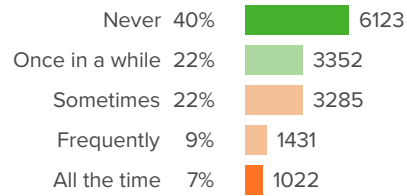
**Q.7: How often do students at your school... spread lies or hurtful information about other students online or by text message?**



▲ **7** from last survey

Favorable: **64%**

**Q.8: How often do students at your school... make fun of, call names, or insult other students online or by text message?**



▲ **5** from last survey

Favorable: **62%**



# Classroom Management

Your average

**47%**

31,208 responses

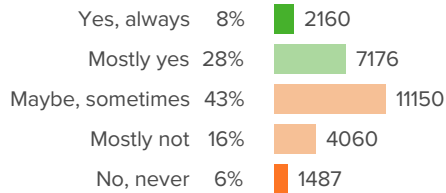
Change

**▲ 6**

since last survey

## How did people respond?

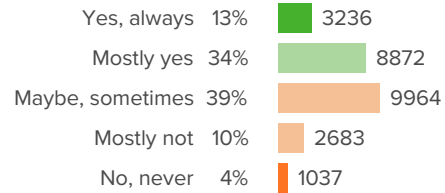
### Q.1: My classmates behave the way my teachers want them to.



▲ 5 from last survey

Favorable: **36%**

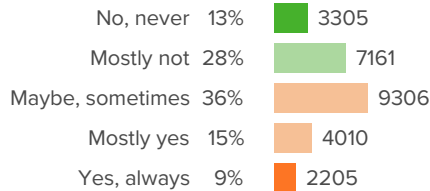
### Q.2: Our classes stay busy and do not waste time.



▲ 7 from last survey

Favorable: **47%**

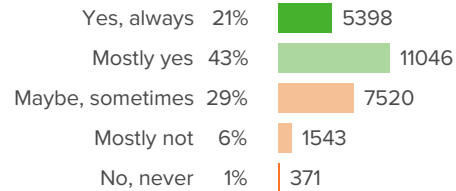
### Q.3: Students behave so badly in my classes that it slows down our learning.



▲ 7 from last survey

Favorable: **40%**

### Q.4: Everybody knows what they should be doing and learning in class.



▲ 4 from last survey

Favorable: **64%**





# Culture of Diversity

Your average

**68%**

31,208 responses

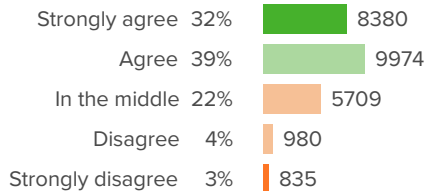
Change

**▲ 5**

since last survey

## How did people respond?

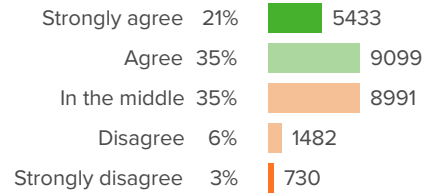
### Q.1: I work with students of different backgrounds in class.



▲ 2 from last survey

Favorable: **71%**

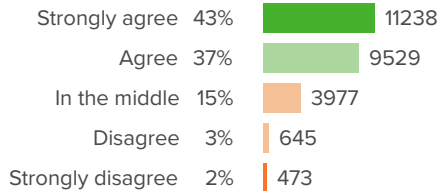
### Q.2: Students from all backgrounds get along well.



▲ 8 from last survey

Favorable: **56%**

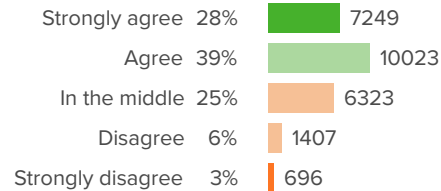
### Q.3: Teachers treat students of all backgrounds with respect.



▲ 5 from last survey

Favorable: **80%**

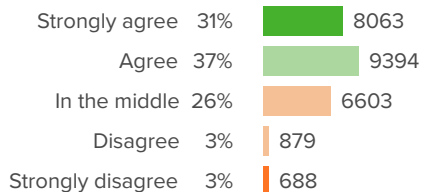
### Q.4: I learn about different cultures and traditions in school.



▲ 5 from last survey

Favorable: **67%**

### Q.5: Diversity is important at my school.



▲ 5 from last survey

Favorable: **68%**



# Inclusive Instruction

Your average

**53%**

31,208 responses

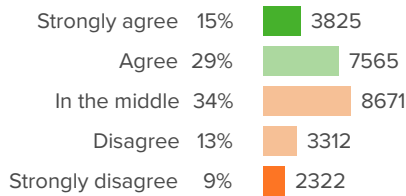
Change

**▲ 4**

since last survey

## How did people respond?

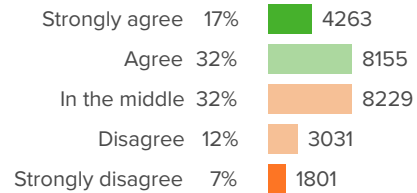
### Q.1: I see people who look like me in class materials.



▲ 3 from last survey

Favorable: **44%**

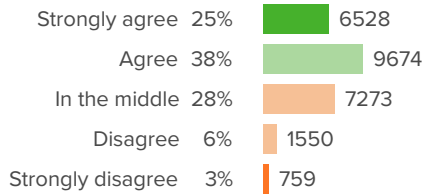
### Q.2: I learn about the achievements of people who look like me.



▲ 5 from last survey

Favorable: **49%**

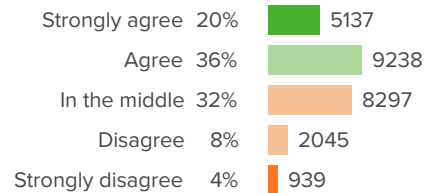
### Q.3: I learn about people from all backgrounds.



▲ 5 from last survey

Favorable: **63%**

### Q.4: I get the chance to connect my background with what I learn.



▲ 4 from last survey

Favorable: **56%**



# School Engagement

Your average

**42%**

31,208 responses

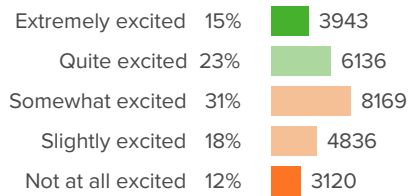
Change

**0**

since last survey

## How did people respond?

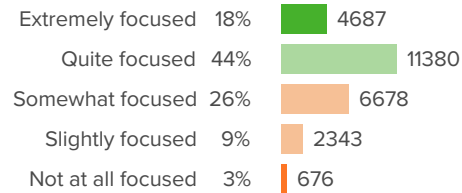
### Q.1: How excited are you about going to your classes?



▲ **1** from last survey

Favorable: **38%**

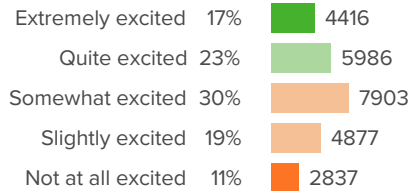
### Q.2: How focused are you on the activities in your classes?



▼ **1** from last survey

Favorable: **62%**

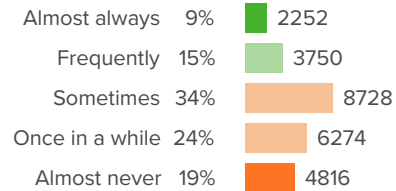
### Q.3: In your classes, how excited are you to participate?



▼ **2** from last survey

Favorable: **40%**

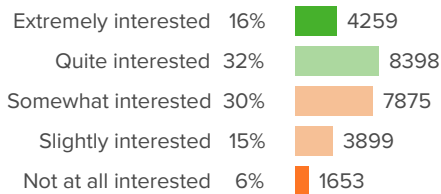
### Q.4: When you are not in school, how often do you talk about ideas from your classes?



▲ **1** from last survey

Favorable: **23%**

### Q.5: How interested are you in your classes?



▲ **1** from last survey

Favorable: **49%**



# School Safety

Your average

**67%**

31,208 responses

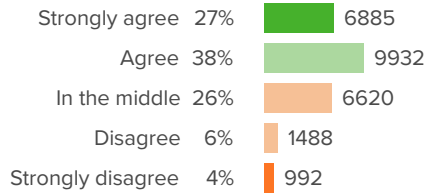
Change

**▲ 3**

since last survey

## How did people respond?

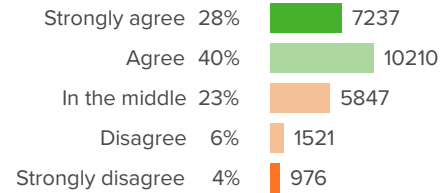
### Q.1: I feel safe outside around the school.



▲ 5 from last survey

Favorable: **65%**

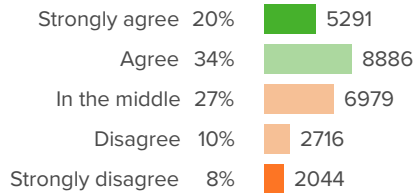
### Q.2: I feel safe in the hallways of the school.



▲ 3 from last survey

Favorable: **68%**

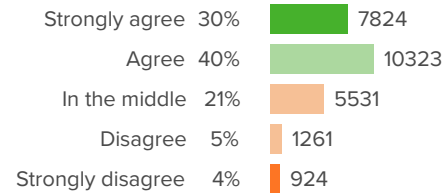
### Q.3: I feel safe in the bathrooms of the school.



▲ 1 from last survey

Favorable: **55%**

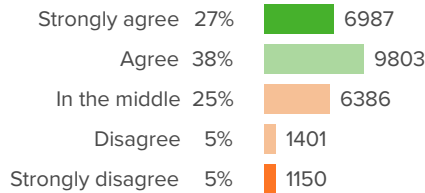
### Q.4: I feel safe in the cafeteria.



▲ 3 from last survey

Favorable: **70%**

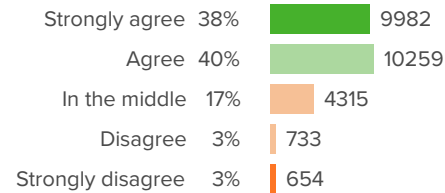
### Q.5: I feel safe in the gym and locker rooms.



▲ 1 from last survey

Favorable: **65%**

### Q.6: I feel safe in my classrooms.



▲ 3 from last survey

Favorable: **78%**



## Student Voice

Your average

**51%**

31,208 responses

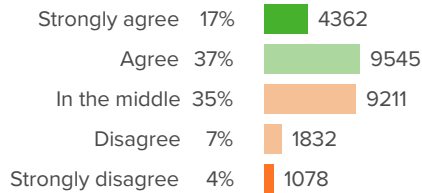
Change

**▲ 4**

since last survey

### How did people respond?

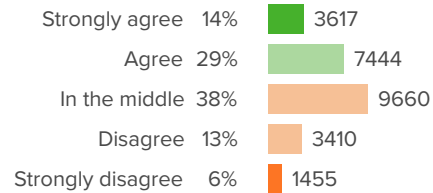
#### Q.1: In my school, students are given a chance to help make decisions.



▲ 4 from last survey

Favorable: **53%**

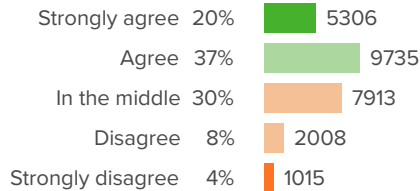
#### Q.2: Students are involved in helping to solve school problems.



▲ 2 from last survey

Favorable: **43%**

#### Q.3: Adults in this school ask students about their ideas.



▲ 6 from last survey

Favorable: **58%**



# Student-Student Relationships

Your average

**46%**

31,208 responses

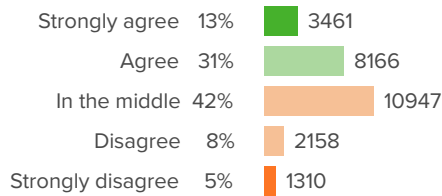
Change

**▲ 8**

since last survey

## How did people respond?

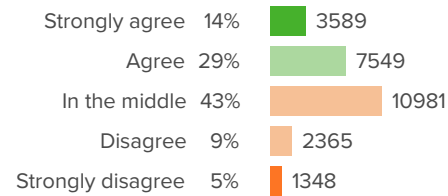
### Q.1: Students are friendly with each other.



▲ 8 from last survey

Favorable: **45%**

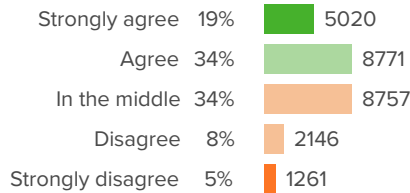
### Q.2: Students care about each other.



▲ 5 from last survey

Favorable: **43%**

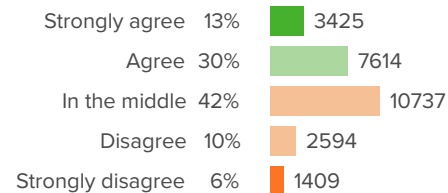
### Q.3: Students respect others who are different from them.



▲ 8 from last survey

Favorable: **53%**

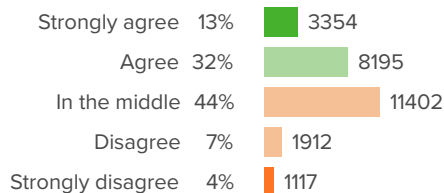
### Q.4: Students treat each other with respect.



▲ 8 from last survey

Favorable: **43%**

### Q.5: Students get along with each other.



▲ 7 from last survey

Favorable: **44%**



# Student-Teacher Relationships

Your average

**72%**

31,208 responses

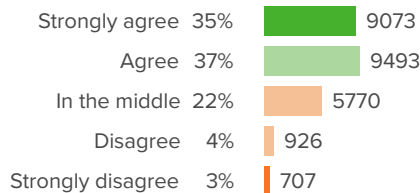
Change

**▲ 5**

since last survey

## How did people respond?

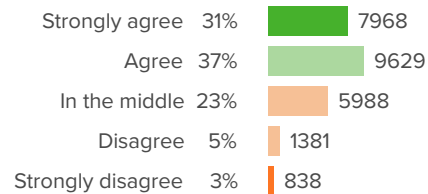
### Q.1: I feel safe and comfortable with my teachers in this school.



▲ 2 from last survey

Favorable: **71%**

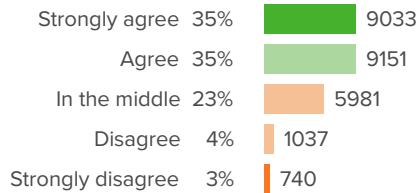
### Q.2: My teachers always try to be fair.



▲ 6 from last survey

Favorable: **68%**

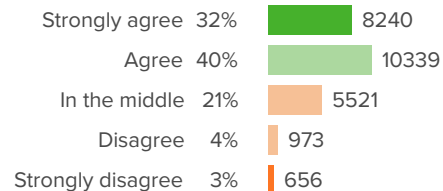
### Q.3: My teachers really care about me.



▲ 4 from last survey

Favorable: **70%**

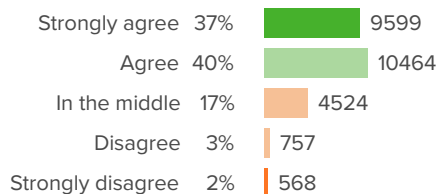
### Q.4: My teachers tell me not to do something when they have a good reason.



▲ 5 from last survey

Favorable: **72%**

### Q.5: My teachers treat me with respect.



▲ 5 from last survey

Favorable: **77%**

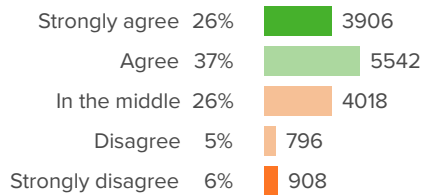


## Other questions

### How did people respond?

---

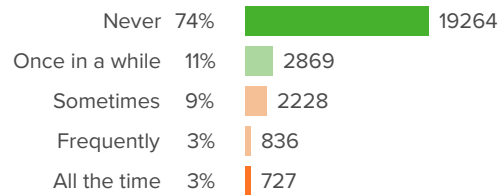
#### Q.1: My school is a welcoming place for LGBTQ students.



▲ 5 from last survey

Favorable: **62%**

#### Q.2: How often do teachers make fun of, call names, or insult students, in a hurtful way?



▲ 4 from last survey

Favorable: **85%**





# MNPS District



1. Teacher Survey  
Fall 2021



Report created by  
Panorama Education



# Summary

Topic Description	Results	Benchmark
<p><b>Culture of Inclusion</b></p> <p>Perceptions of the faculty and staff culture with regard to equity, diversity, and inclusion.</p>	<p><b>29%</b></p>	
<p><b>Engagement</b></p> <p>Employees' engagement with their work at the district.</p>	<p><b>72%</b></p>	
<p><b>Family Relationships</b></p> <p>Perceptions of trusting relationships between educators and families.</p>	<p><b>66%</b></p> <p>▲ 3 since last survey</p>	
<p><b>Feedback and Coaching</b></p> <p>Perceptions of the amount and quality of feedback faculty and staff receive from the school's administrative leadership (e.g. principal, assistant principal).</p>	<p><b>54%</b></p> <p>▲ 3 since last survey</p>	 <p>60th - 79th percentile compared to others nationally</p>
<p><b>Inclusive Pedagogy</b></p> <p>Educators' use of instructional practices in support of equity, diversity, and inclusion.</p>	<p><b>62%</b></p>	
<p><b>Professional Learning</b></p> <p>Perceptions of the amount and quality of professional growth and learning opportunities available to faculty and staff.</p>	<p><b>58%</b></p> <p>0 since last survey</p>	 <p>60th - 79th percentile compared to others nationally</p>
<p><b>Safety and Discipline</b></p> <p>Perceptions of the orderliness of the school environment and the quality of school disciplinary practices.</p>	<p><b>68%</b></p> <p>▲ 3 since last survey</p>	
<p><b>School Climate</b></p> <p>Perceptions of the overall school climate.</p>	<p><b>81%</b></p> <p>▲ 2 since last survey</p>	



## School Leadership

Perceptions of the effectiveness of the school's administrative leadership (e.g. principal, assistant principal).

**62%**

**▲2**

since last survey



40th - 59th percentile compared to others nationally

4,505 responses



# Culture of Inclusion

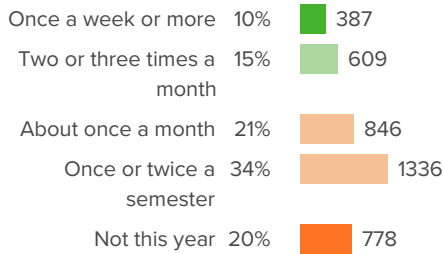
Your average

# 29%

4,505 responses

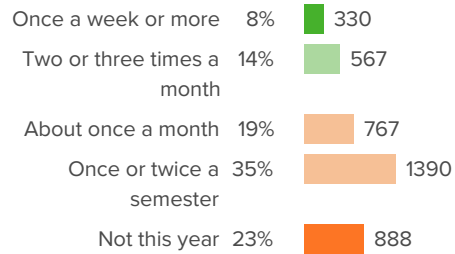
## How did people respond?

**Q.1: How often do you have opportunities to learn from other members of your staff about other races, cultures, or other identities?**



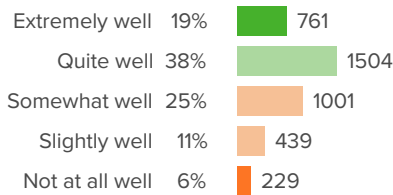
Favorable: **25%**

**Q.2: How often does your staff have honest conversations about race, culture, or other identities?**



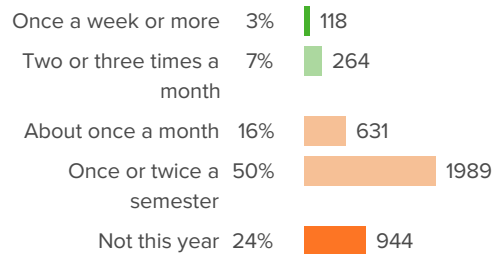
Favorable: **23%**

**Q.3: How well would your school support you in addressing inequities related to race, culture, or other identities among your school's staff?**



Favorable: **58%**

**Q.4: How often do you participate in professional learning about different races, cultures, or other identities?**



Favorable: **10%**



# Engagement

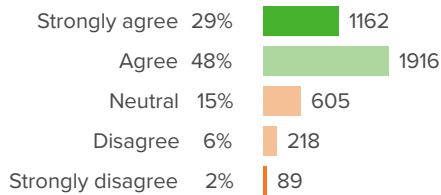
Your average

# 72%

4,505 responses

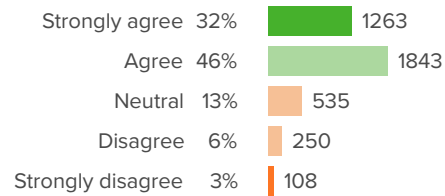
## How did people respond?

### Q.1: My current duties and work assignments are interesting.



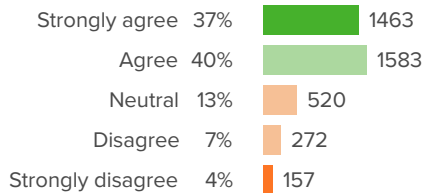
Favorable: **77%**

### Q.2: I am satisfied with the work I do.



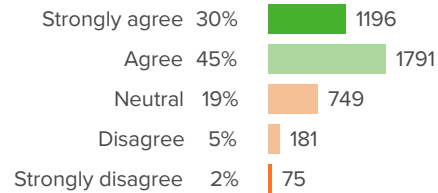
Favorable: **78%**

### Q.3: I am motivated to contribute more than what is expected of me.



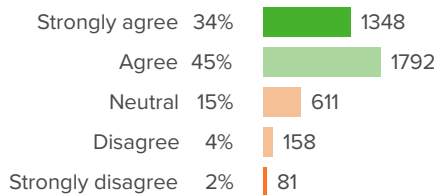
Favorable: **76%**

### Q.4: I am proud to work for MNPS.



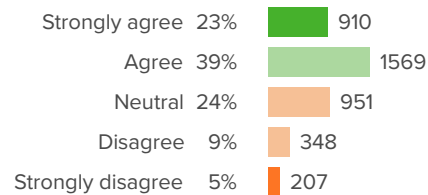
Favorable: **75%**

### Q.5: Working for a public school system gives me a feeling of accomplishment.



Favorable: **79%**

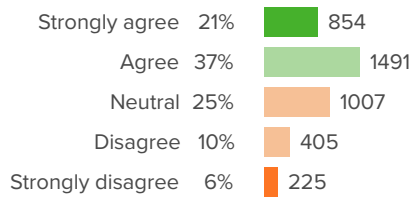
### Q.6: I would feel comfortable referring a good friend to work for this district.



Favorable: **62%**



**Q.7: I feel there are long-term career opportunities for my professional growth at MNPS.**



---

Favorable: **59%**



# Family Relationships

Your average

# 66%

4,505 responses

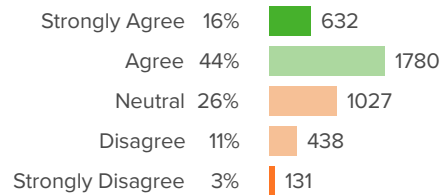
Change

# ▲ 3

since last survey

## How did people respond?

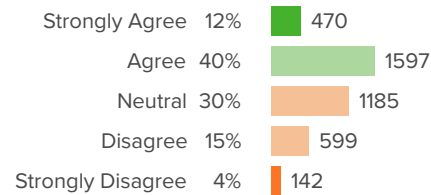
### Q.1: Most students' parents do their best to help their children learn.



▲ 0 from last survey

Favorable: **60%**

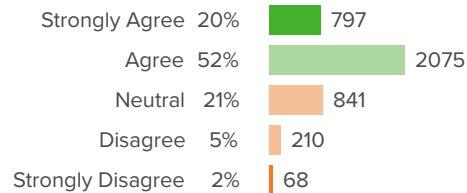
### Q.2: Teachers in school feel good about parents' support for their work.



▲ 3 from last survey

Favorable: **52%**

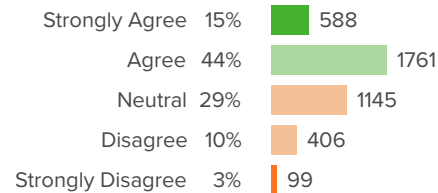
### Q.3: Most students' parents support my teaching efforts.



▲ 2 from last survey

Favorable: **72%**

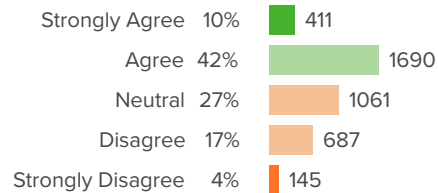
### Q.4: Teachers and parents think of each other as partners in educating kids.



▲ 3 from last survey

Favorable: **59%**

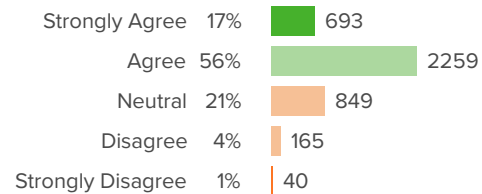
### Q.5: It isn't difficult overcoming cultural barriers between teachers and parents.



▼ 2 from last survey

Favorable: **53%**

### Q.6: Parents have confidence in teachers' expertise.

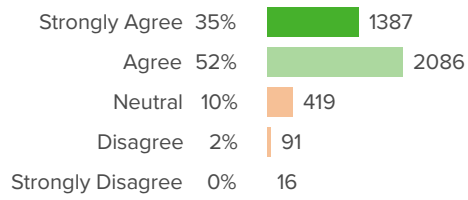


▲ 5 from last survey

Favorable: **74%**



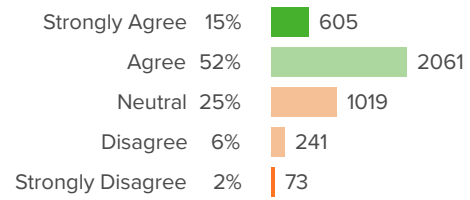
**Q.7: Staff work hard to build trusting relationships with parents.**



▲ 4 from last survey

Favorable: **87%**

**Q.8: Teachers feel respect from the parents of their students.**



▲ 4 from last survey

Favorable: **67%**





# Feedback and Coaching

Your average

# 54%

4,505 responses

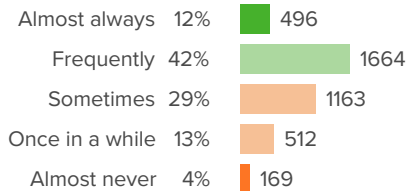
Change

# ▲ 3

since last survey

## How did people respond?

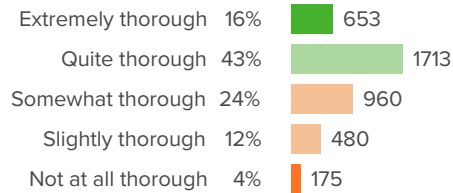
### Q.1: How often do you receive feedback on your teaching?



▲ 2 from last survey

Favorable: **54%**

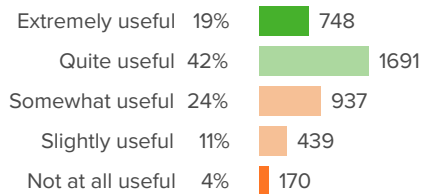
### Q.2: At your school, how thorough is the feedback you receive in covering all aspects of your role as a teacher?



▲ 4 from last survey

Favorable: **59%**

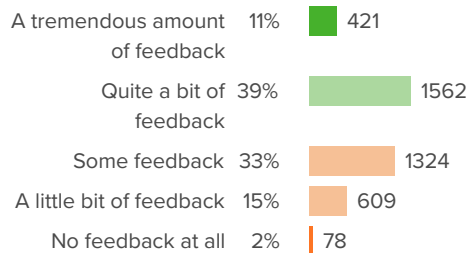
### Q.3: How useful do you find the feedback you receive on your teaching?



▲ 3 from last survey

Favorable: **61%**

### Q.4: How much feedback do you receive on your teaching?

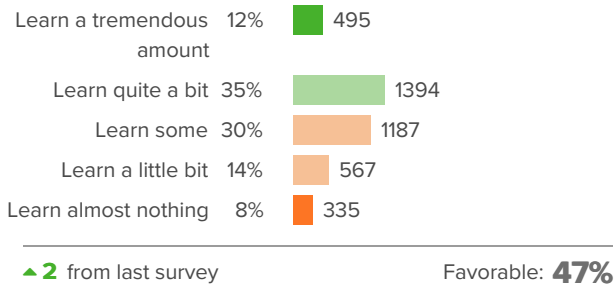


▲ 4 from last survey

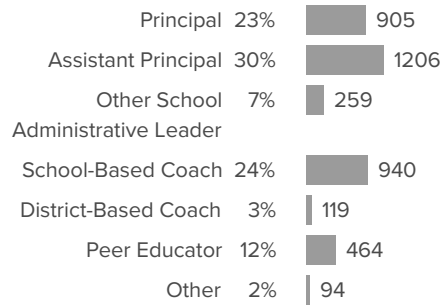
Favorable: **50%**



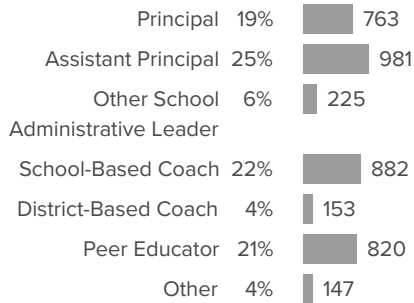
**Q.5: How much do you learn from the teacher evaluation processes at your school?**



**Q.6: From whom do you most often receive feedback on your teaching?**



**Q.7: From whom do you receive the most useful feedback on your teaching?**





# Inclusive Pedagogy

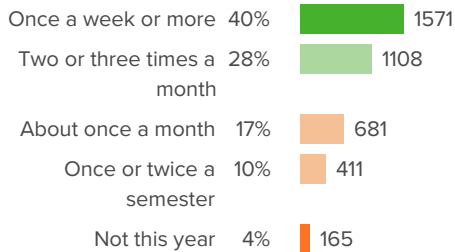
Your average

# 62%

4,505 responses

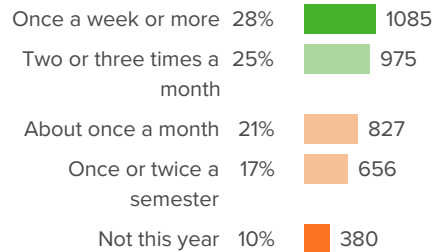
## How did people respond?

**Q.1: How often do you intentionally create opportunities for diverse students to connect personally with what they learn?**



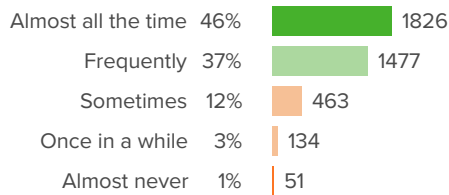
Favorable: **68%**

**Q.2: How often do you engage students in critical learning (e.g. thinking, reading, writing, and/or discussion) about issues of diversity?**



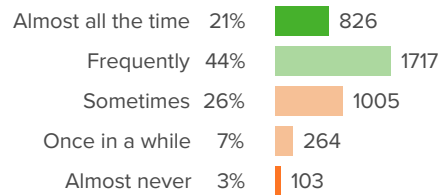
Favorable: **53%**

**Q.3: How often do you design the organization and structure of your classroom to promote diversity and inclusion of all learners?**



Favorable: **84%**

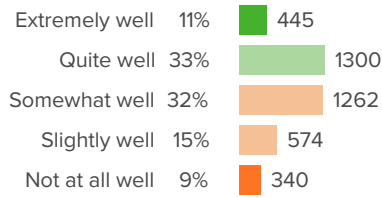
**Q.4: How often do teachers at your school plan lessons that represent diverse people and perspectives?**



Favorable: **65%**

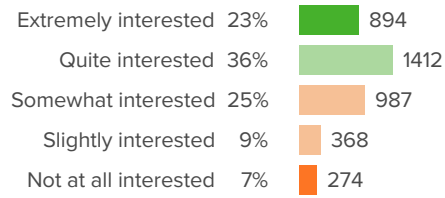


**Q.5: How well do the district-provided curriculum, materials, and resources represent diverse people and perspectives?**



Favorable: **45%**

**Q.6: How interested would you be in participating in professional development that supports inclusive instruction?**



Favorable: **59%**



# Professional Learning

Your average

# 58%

4,505 responses

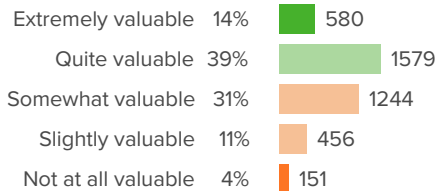
Change

# 0

since last survey

## How did people respond?

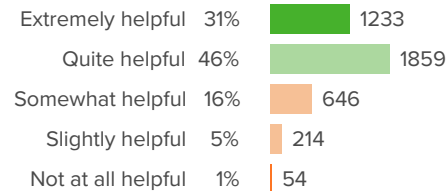
### Q.1: At your school, how valuable are the available professional development opportunities?



▲ 0 from last survey

Favorable: **54%**

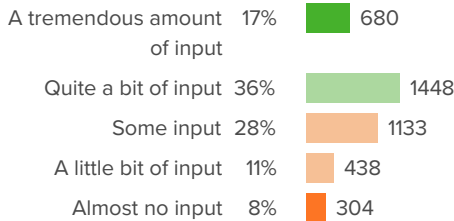
### Q.2: How helpful are your colleagues' ideas for improving your teaching?



▲ 1 from last survey

Favorable: **77%**

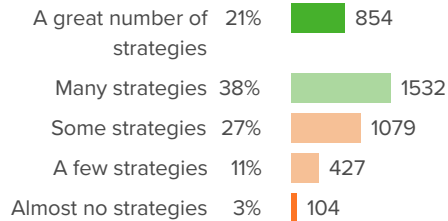
### Q.3: How much input do you have into individualizing your own professional development opportunities?



▼ 3 from last survey

Favorable: **53%**

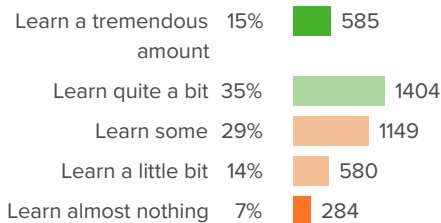
### Q.4: Through working at your school, how many new teaching strategies have you learned?



▲ 4 from last survey

Favorable: **60%**

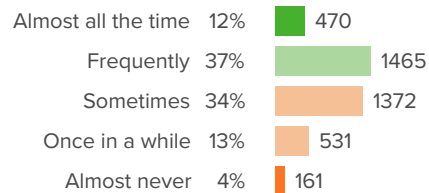
### Q.5: Overall, how much do you learn about teaching from the leaders at your school?



▲ 3 from last survey

Favorable: **50%**

### Q.6: How often do your professional development opportunities help you explore new ideas?

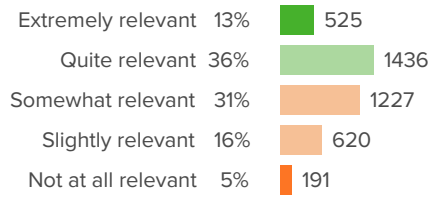


▼ 4 from last survey

Favorable: **48%**



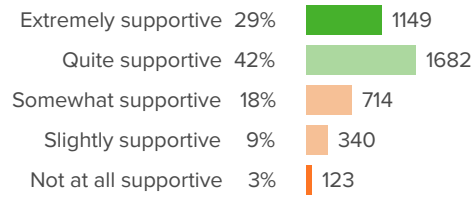
**Q.7: How relevant have your professional development opportunities been to the content that you teach?**



▼ 2 from last survey

Favorable: **49%**

**Q.8: Overall, how supportive has the school been of your growth as a teacher?**



▲ 3 from last survey

Favorable: **71%**



# Safety and Discipline

Your average

**68%**

4,505 responses

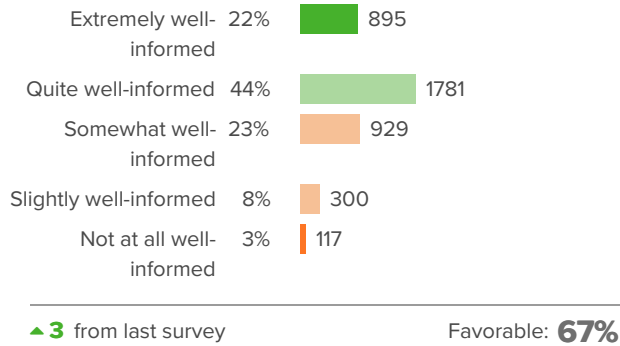
Change

**▲ 3**

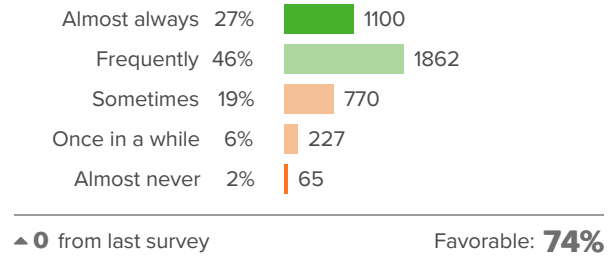
since last survey

## How did people respond?

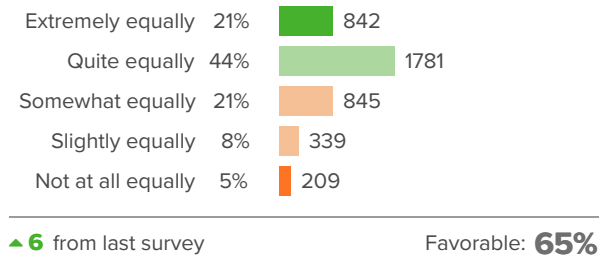
### Q.1: How well-informed are staff about school policies and procedures?



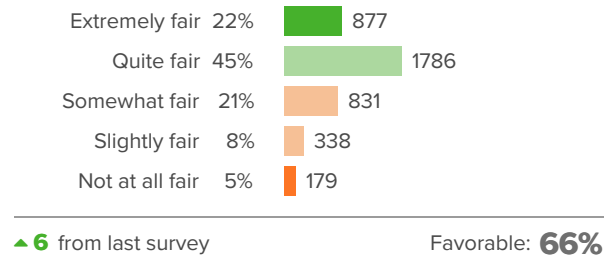
### Q.2: How often do staff at this school recognize students for positive behavior?



### Q.3: How equally are school rules applied to all students?

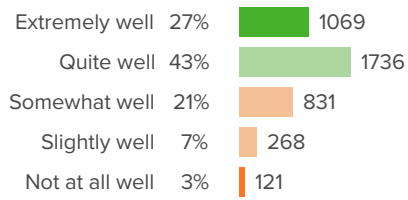


### Q.4: How fair is discipline at this school?





**Q.5: How well do staff at this school work together to ensure an orderly environment?**



▲ **3** from last survey

Favorable: **70%**





# School Climate

Your average

# 81%

4,505 responses

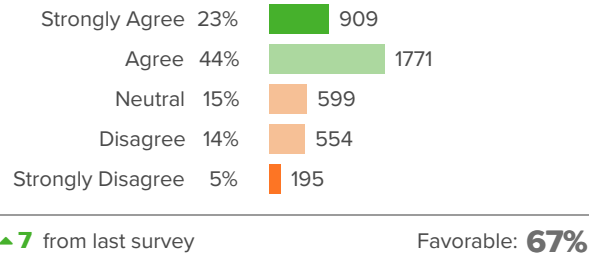
Change

# ▲ 2

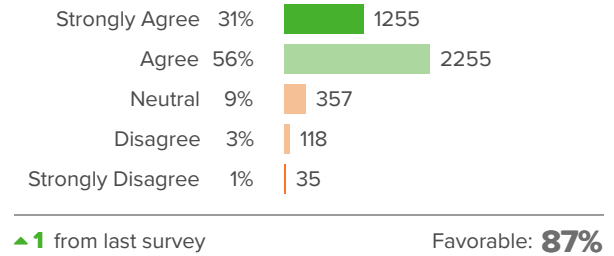
since last survey

## How did people respond?

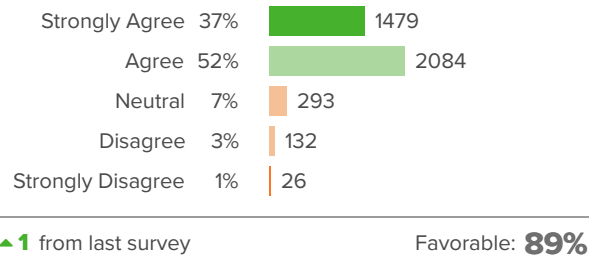
**Q.1: This school consistently has high expectations for student behavior with strict and fair discipline.**



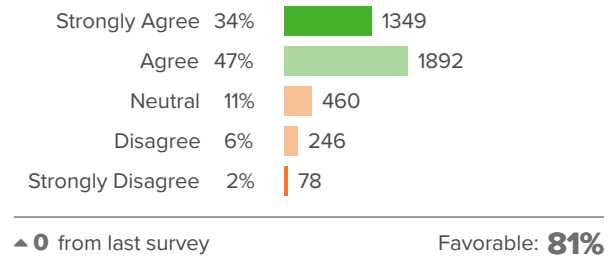
**Q.2: Students consistently feel comfortable seeking help from teachers and other staff members for both academic and personal concerns.**



**Q.3: Teachers and other staff members consistently show respect, warmth, and concern for students.**



**Q.4: This school consistently has high academic expectations for students.**





# School Leadership

Your average

**62%**

4,505 responses

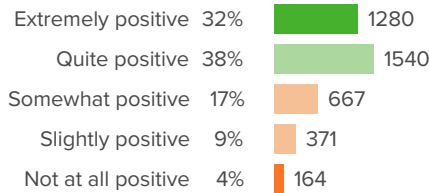
Change

**▲ 2**

since last survey

## How did people respond?

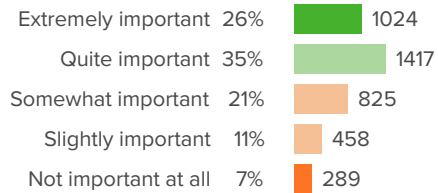
### Q.1: How positive is the tone that school leaders set for the culture of the school?



▲ 1 from last survey

Favorable: **70%**

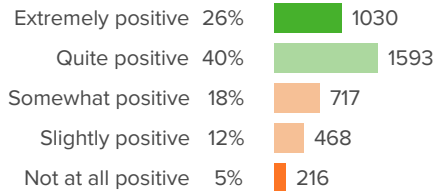
### Q.2: For your school leaders, how important is teacher satisfaction?



▲ 1 from last survey

Favorable: **61%**

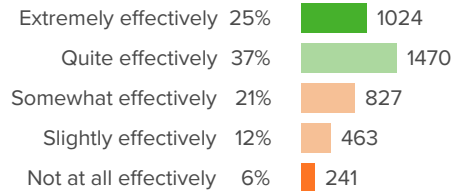
### Q.3: Overall, how positive is the influence of the school leaders on the quality of your teaching?



▲ 2 from last survey

Favorable: **65%**

### Q.4: How effectively do school leaders communicate important information to teachers?

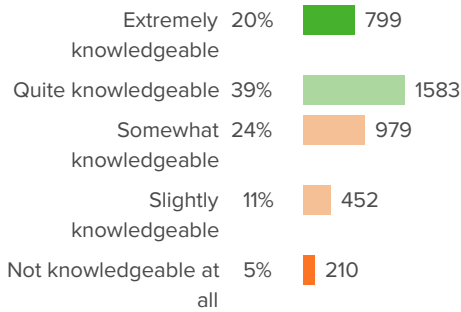


▲ 1 from last survey

Favorable: **62%**

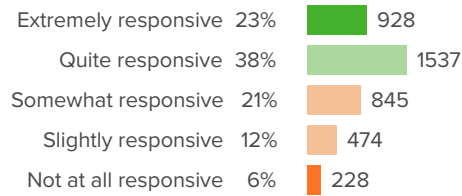


**Q.5: How knowledgeable are your school leaders about what is going on in teachers' classrooms?**



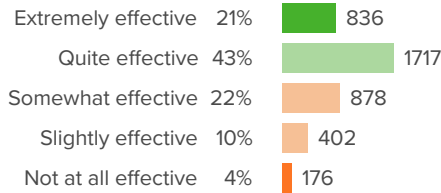
▲ 1 from last survey Favorable: **59%**

**Q.6: How responsive are school leaders to your feedback?**



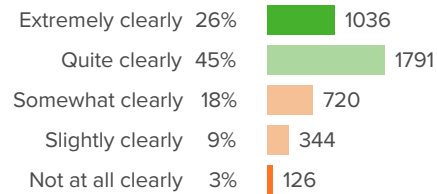
▲ 1 from last survey Favorable: **61%**

**Q.7: How effective are the school leaders at developing rules for students that facilitate their learning?**



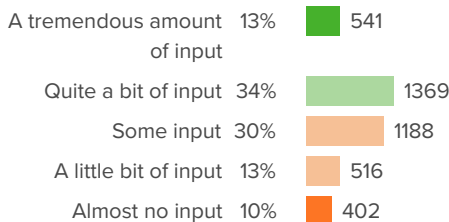
▲ 5 from last survey Favorable: **64%**

**Q.8: How clearly do your school leaders identify their goals for teachers?**



▲ 2 from last survey Favorable: **70%**

**Q.9: When the school makes important decisions, how much input do teachers have?**



▲ 4 from last survey Favorable: **48%**



# MNPS District




2. Staff Survey  
Fall 2021



Report created by  
Panorama Education



# Summary

Topic Description	Results	Benchmark
<p><b>Culture of Inclusion</b></p> <p>Perceptions of the faculty and staff culture with regard to equity, diversity, and inclusion.</p>	<p><b>35%</b></p>	
<p><b>Engagement</b></p> <p>Employees' engagement with their work at the district.</p>	<p><b>81%</b></p>	
<p><b>Feedback and Coaching</b></p> <p>Perceptions of the amount and quality of feedback faculty and staff receive from the school's administrative leadership (e.g. principal, assistant principal).</p>	<p><b>56%</b></p> <p>▼1 since last survey</p>	 <p>60th - 79th percentile compared to others nationally</p>
<p><b>Professional Learning</b></p> <p>Perceptions of the amount and quality of professional growth and learning opportunities available to faculty and staff.</p>	<p><b>66%</b></p> <p>▲1 since last survey</p>	 <p>80th - 99th percentile compared to others nationally</p>
<p><b>Safety and Discipline</b></p> <p>Perceptions of the orderliness of the school environment and the quality of school disciplinary practices.</p>	<p><b>74%</b></p> <p>▲3 since last survey</p>	
<p><b>School Climate</b></p> <p>Perceptions of the overall school climate.</p>	<p><b>79%</b></p> <p>0 since last survey</p>	
<p><b>School Leadership</b></p> <p>Perceptions of the effectiveness of the school's administrative leadership (e.g. principal, assistant principal).</p>	<p><b>71%</b></p> <p>▲1 since last survey</p>	 <p>60th - 79th percentile compared to others nationally</p>

1,242 responses



# Culture of Inclusion

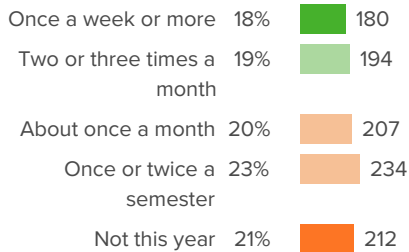
Your average

# 35%

1,242 responses

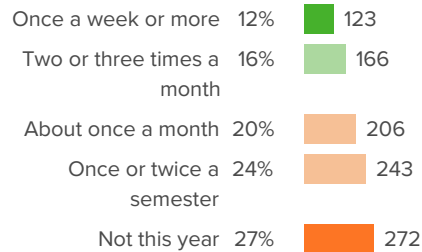
## How did people respond?

**Q.1: How often do you have opportunities to learn from other members of your staff about other races, cultures, or other identities?**



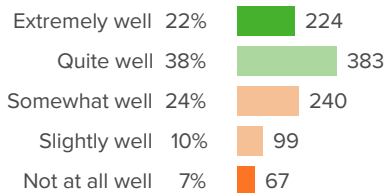
Favorable: **36%**

**Q.2: How often does your staff have honest conversations about race, culture, or other identities?**



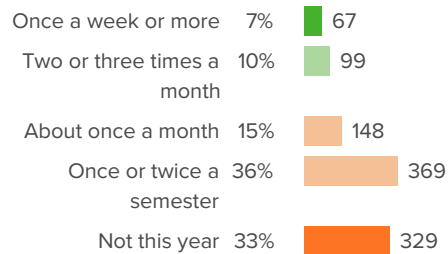
Favorable: **29%**

**Q.3: How well would your school support you in addressing inequities related to race, culture, or other identities among your school's staff?**



Favorable: **60%**

**Q.4: How often do you participate in professional learning about different races, cultures, or other identities?**



Favorable: **16%**



# Engagement

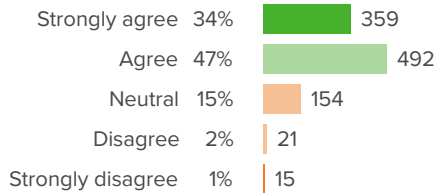
Your average

# 81%

1,242 responses

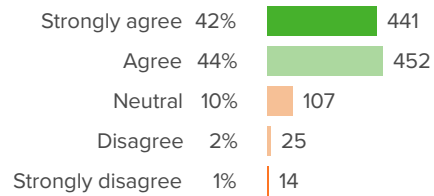
## How did people respond?

### Q.1: My current duties and work assignments are interesting.



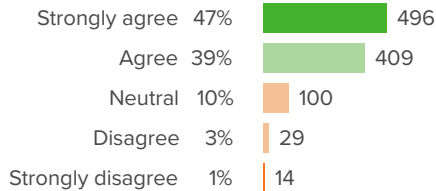
Favorable: **82%**

### Q.2: I am satisfied with the work I do.



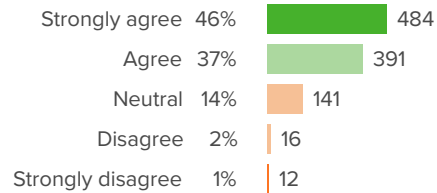
Favorable: **86%**

### Q.3: I am motivated to contribute more than what is expected of me.



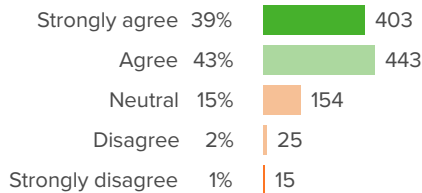
Favorable: **86%**

### Q.4: I am proud to work for MNPS.



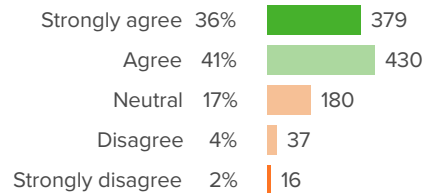
Favorable: **84%**

### Q.5: Working for a public school system gives me a feeling of accomplishment.



Favorable: **81%**

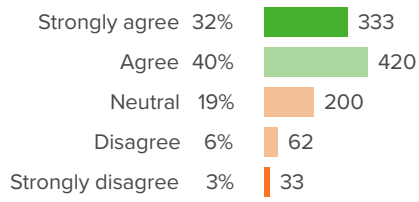
### Q.6: I would feel comfortable referring a good friend to work for this district.



Favorable: **78%**



**Q.7: I feel there are long-term career opportunities for my professional growth at MNPS.**



---

Favorable: **72%**





# Feedback and Coaching

Your average

# 56%

1,242 responses

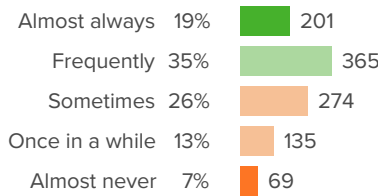
Change

# ▼ 1

since last survey

## How did people respond?

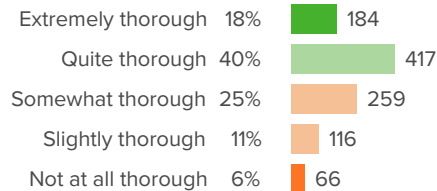
### Q.1: How often do you receive feedback on your work?



▼ 2 from last survey

Favorable: **54%**

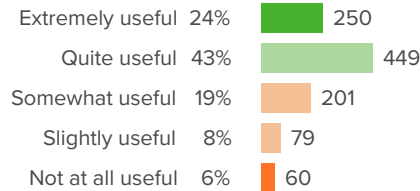
### Q.2: At your school, how thorough is the feedback you receive in covering all aspects of your role?



▲ 0 from last survey

Favorable: **58%**

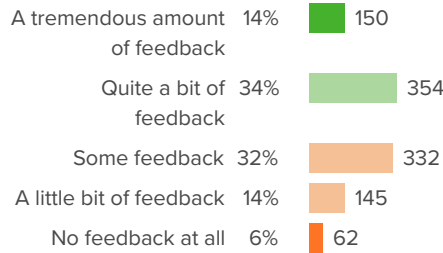
### Q.3: How useful do you find the feedback you receive on your work?



▲ 1 from last survey

Favorable: **67%**

### Q.4: How much feedback do you receive on your work?

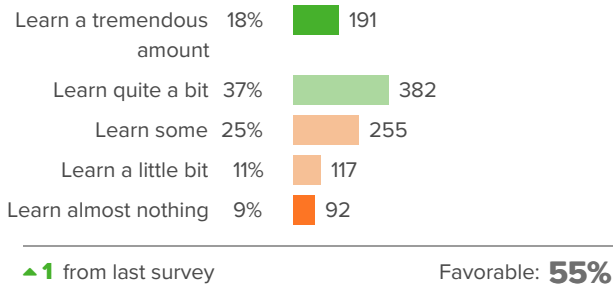


▼ 1 from last survey

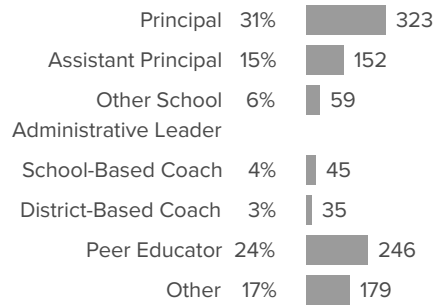
Favorable: **48%**



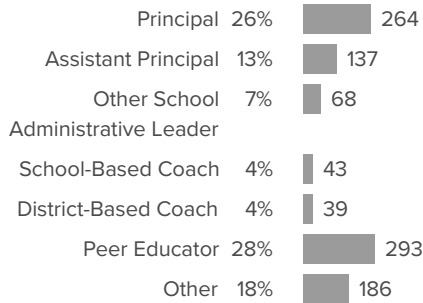
**Q.5: How much do you learn from the evaluation processes at your school?**



**Q.6: From whom do you most often receive feedback on your work?**



**Q.7: From whom do you receive the most useful feedback on your work?**





# Professional Learning

Your average

**66%**

1,242 responses

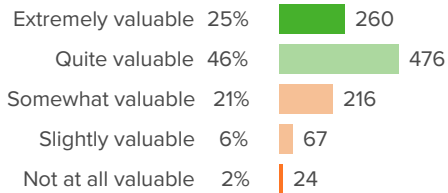
Change

**▲ 1**

since last survey

## How did people respond?

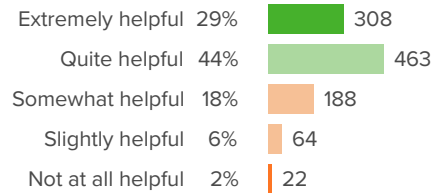
### Q.1: At your school, how valuable are the available professional development opportunities?



▲ 5 from last survey

Favorable: **71%**

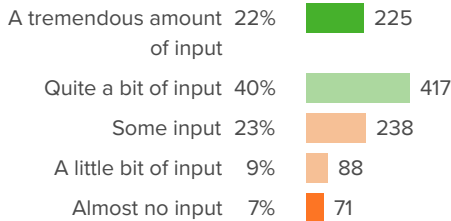
### Q.2: How helpful are your colleagues' ideas for improving your work?



▲ 2 from last survey

Favorable: **74%**

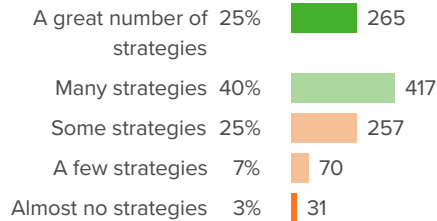
### Q.3: How much input do you have into individualizing your own professional development opportunities?



▲ 1 from last survey

Favorable: **62%**

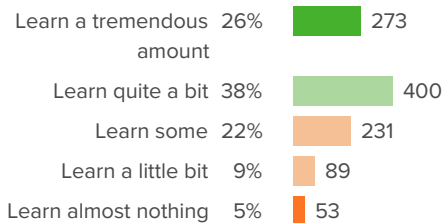
### Q.4: Through working at your school, how many new strategies for your job have you learned?



▲ 2 from last survey

Favorable: **66%**

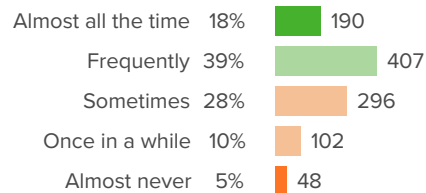
### Q.5: Overall, how much do you learn from the leaders at your school?



▲ 1 from last survey

Favorable: **64%**

### Q.6: How often do your professional development opportunities help you explore new ideas?

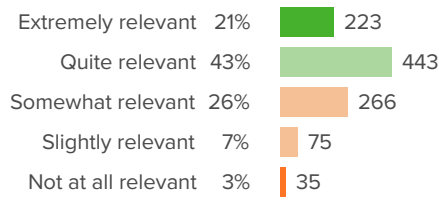


▲ 1 from last survey

Favorable: **57%**



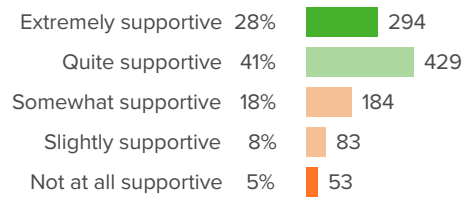
**Q.7: How relevant have your professional development opportunities been to your work?**



▼ 1 from last survey

Favorable: **64%**

**Q.8: Overall, how supportive has the school been of your professional growth?**



▼ 1 from last survey

Favorable: **69%**



# Safety and Discipline

Your average

# 74%

1,242 responses

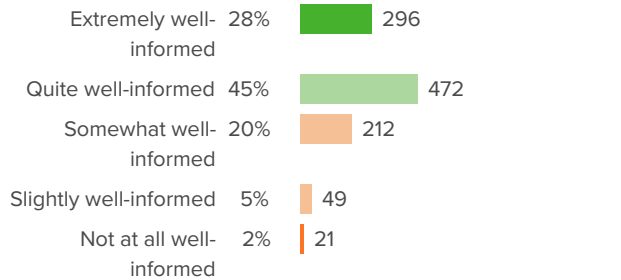
Change

# ▲ 3

since last survey

## How did people respond?

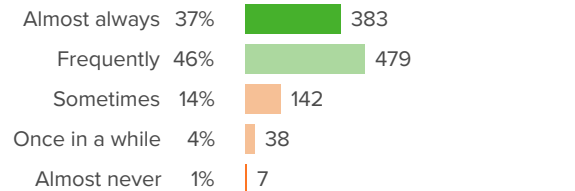
### Q.1: How well-informed are staff about school policies and procedures?



▲ 3 from last survey

Favorable: **73%**

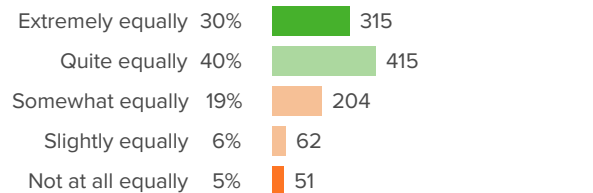
### Q.2: How often do staff at this school recognize students for positive behavior?



▲ 3 from last survey

Favorable: **82%**

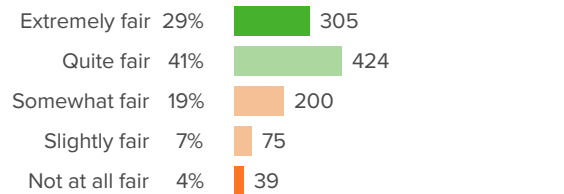
### Q.3: How equally are school rules applied to all students?



▲ 4 from last survey

Favorable: **70%**

### Q.4: How fair is discipline at this school?

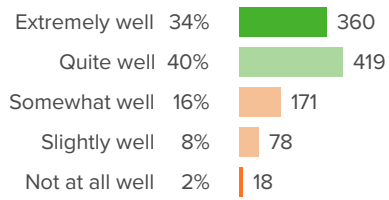


▲ 2 from last survey

Favorable: **70%**



**Q.5: How well do staff at this school work together to ensure an orderly environment?**



▲ **3** from last survey

Favorable: **74%**



# School Climate

Your average

**79%**

1,242 responses

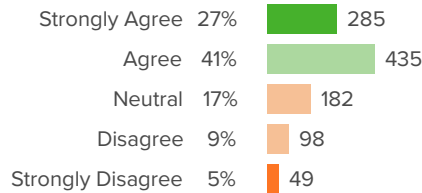
Change

**0**

since last survey

## How did people respond?

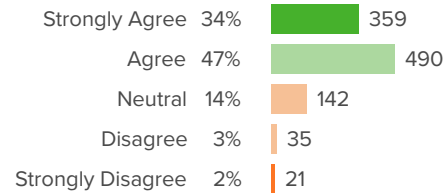
**Q.1: This school consistently has high expectations for student behavior with strict and fair discipline.**



▲ 0 from last survey

Favorable: **69%**

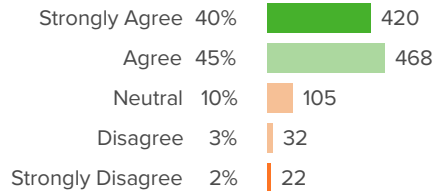
**Q.2: This school consistently has high academic expectations for students.**



▼ 1 from last survey

Favorable: **81%**

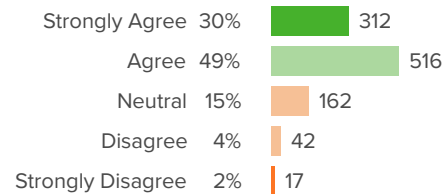
**Q.3: Teachers and other staff members consistently show respect, warmth, and concern for students.**



▲ 2 from last survey

Favorable: **85%**

**Q.4: Students consistently feel comfortable seeking help from teachers and other staff members for both academic and personal concerns.**



▼ 1 from last survey

Favorable: **79%**



# School Leadership

Your average

# 71%

1,242 responses

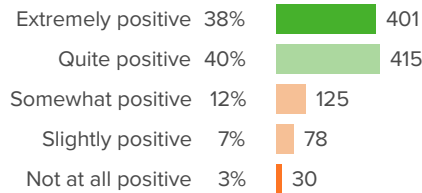
Change

# ▲ 1

since last survey

## How did people respond?

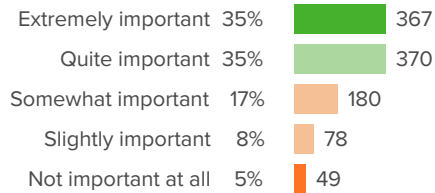
### Q.1: How positive is the tone that school leaders set for the culture of the school?



▲ 1 from last survey

Favorable: **78%**

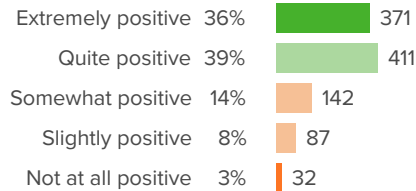
### Q.2: For your school leaders, how important is staff satisfaction?



▲ 1 from last survey

Favorable: **71%**

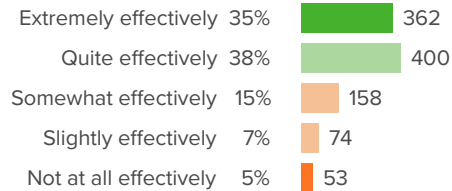
### Q.3: Overall, how positive is the influence of the school leaders on the quality of your work?



▲ 2 from last survey

Favorable: **75%**

### Q.4: How effectively do school leaders communicate important information to staff?



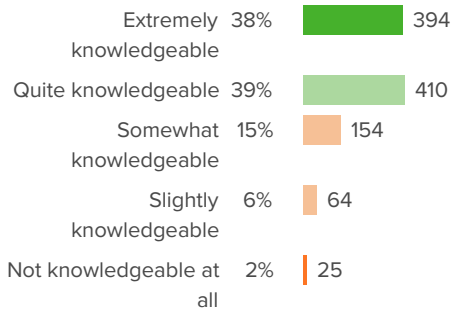
▲ 4 from last survey

Favorable: **73%**



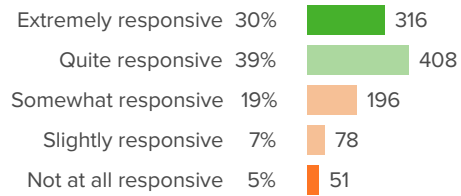


**Q.5: How knowledgeable are your school leaders about what is going on in the school?**



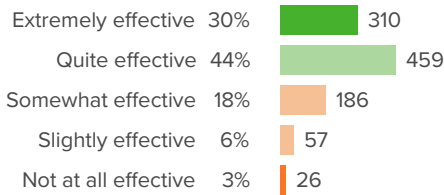
▲ 0 from last survey Favorable: **77%**

**Q.6: How responsive are school leaders to your feedback?**



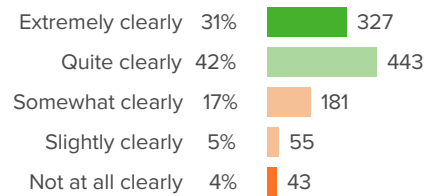
▲ 1 from last survey Favorable: **69%**

**Q.7: How effective are the school leaders at developing rules for students that facilitate their learning?**



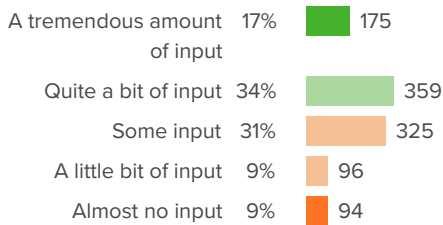
▲ 3 from last survey Favorable: **74%**

**Q.8: How clearly do your school leaders identify their goals for the staff?**



▼ 1 from last survey Favorable: **73%**

**Q.9: When the school makes important decisions, how much input do staff have?**



▲ 2 from last survey Favorable: **51%**