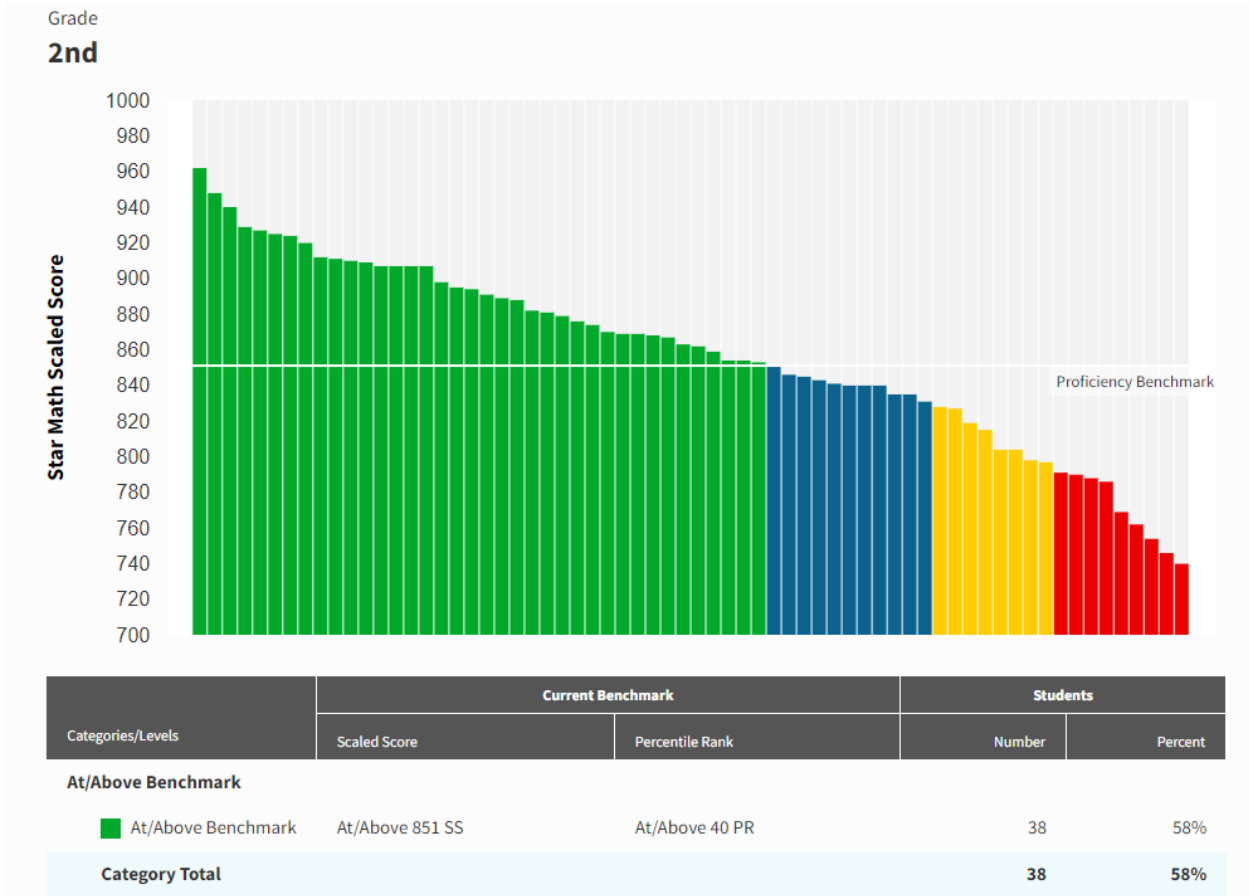


DiFonso:
2022-2023 SCHOOL YEAR GOALS (Douglas Elementary)

PROFESSIONAL PRACTICE GOAL: STANDARD I– INSTRUCTIONAL LEADERSHIP

GOAL: Douglas Elementary School (DES), in conjunction with the Douglas Public Schools, will provide professional development to teaching staff to strengthen instruction as a means to improve student achievement. DES will identify, at minimum, two areas in which there are gaps and/or deficiencies in achievement and develop a plan to reduce these gaps/deficiencies by an identified percentage by the end of the school year.

- Identified Area # 1: Overall grade two math achievement
- Identified Area # 2: Overall grade three math achievement
- Identified Area # 3: Overall grade four math achievement
- Identified Area # 3: Overall grade five math achievement



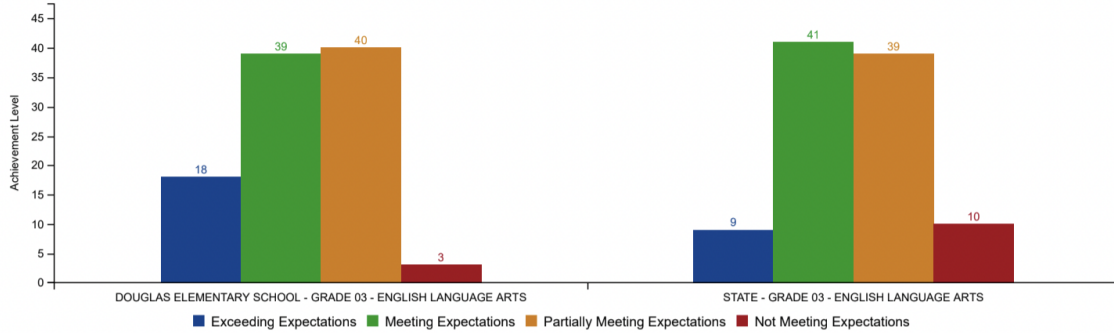
**Massachusetts School and District Profiles
Douglas Elementary School**

Next Generation MCAS Tests 2021

Percent of Students at Each Achievement Level for Douglas Elementary School

Data Last Updated September 21, 2021.

[More about the data](#)



Grade and Subject	Meeting or Exceeding Expectations		Exceeding Expectations		Meeting Expectations		Partially Meeting Expectations		Not Meeting Expectations		No. of Students Included	Part. Rate %	Avg. Scaled Score	Avg.SGP	Included in Avg.SGP
	School	State	School	State	School	State	School	State	School	State					
GRADE 03 - ENGLISH LANGUAGE ARTS	57	51	18	9	39	41	40	39	3	10	72	99	504.2	N/A	N/A
GRADE 03 - MATHEMATICS	22	33	0	5	22	28	47	40	31	26	72	99	480.7	N/A	N/A
GRADE 04 - ENGLISH LANGUAGE ARTS	60	49	6	6	54	43	36	38	4	13	95	100	503.9	N/A	N/A
GRADE 04 - MATHEMATICS	16	33	0	4	16	29	61	43	23	24	95	100	480.9	N/A	N/A
GRADE 05 - ENGLISH LANGUAGE ARTS	37	47	1	8	36	39	54	41	9	12	90	97	492.8	19.3	86
GRADE 05 - MATHEMATICS	18	33	1	4	17	29	60	47	22	20	90	97	483.7	19.1	87
GRADE 05 - SCIENCE	48	42	10	7	38	36	29	39	23	19	90	97	496.2	N/A	N/A
GRADES 03 - 08 - ENGLISH LANGUAGE ARTS	51	46	8	8	43	38	44	38	5	16	257	99	500.2	19.3	86
GRADES 03 - 08 - MATHEMATICS	18	33	0	5	18	29	57	45	25	22	257	99	481.8	19.1	87
GRADES 05 & 08 - SCIENCE	48	42	10	7	38	34	29	41	23	17	90	97	496.2	N/A	N/A

Click on any Grade and Subject rows in the table to view Achievement Level in graph.

STRATEGIES: DES will identify, using MCAS and STAR data, at minimum, two areas in which student performance can improve. In grade-level teams, a strategy will be developed in order to reduce the gaps and/or deficiencies. DES will look at what professional development is needed in order to help staff better meet the needs of students. A comprehensive plan will then be developed for each identified area, and staff will utilize the following: common planning time, information presented at staff meetings, ST Math training, STAR training.

Score Definitions

SGP: Student Growth Percentile [↗](#)

GE: Grade Equivalent [↗](#)

NCE: Normal Curve Equivalent [↗](#)

SS: Scaled Score [↗](#)

PR: Percentile Rank [↗](#)

School Benchmark Categories

Star Math

■ Urgent Intervention
 ■ Intervention
 ■ On Watch
 ■ At/Above Benchmark

School: *Douglas Elementary School*

Benchmark Structure

Number of Categories: 4

Minimum Proficiency Level: ■ **At/Above Benchmark**

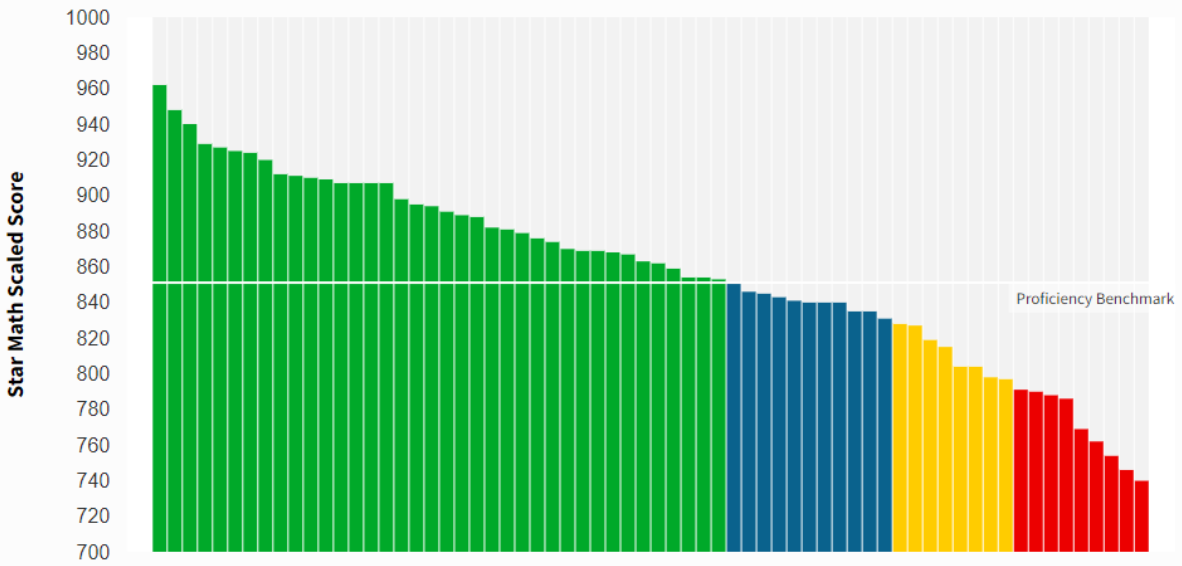
[Edit Benchmark Structure](#)

Cut Scores

[Edit Cut Scores](#)

Grade	■ Urgent Intervention	■ Intervention	■ On Watch	■ At/Above Benchmark
Kindergarten	Below 10 PR	10-24 PR	25-39 PR	At/Above 40 PR
Grade 1	Below 10 PR	10-24 PR	25-39 PR	At/Above 40 PR
Grade 2	Below 10 PR	10-24 PR	25-39 PR	At/Above 40 PR
Grade 3	Below 10 PR	10-24 PR	25-39 PR	At/Above 40 PR
Grade 4	Below 10 PR	10-24 PR	25-39 PR	At/Above 40 PR

Grade
2nd



Categories/Levels	Current Benchmark		Students	
	Scaled Score	Percentile Rank	Number	Percent
At/Above Benchmark				
■ At/Above Benchmark	At/Above 851 SS	At/Above 40 PR	38	58%
Category Total			38	58%

Grade

3rd

Star Math

Summary (97 of 101 Students)

SGP (Expectation = 50)		Testing Window	Avg. SS	Avg. GE	Avg. PR	Avg. NCE
Met Expectations	Median					
44	45	Pretest	848	1.9	38	43.5
		Posttest	918	3.0	49	49.6
		Change	70	1.1	11	6.1

4th

Star Math

Summary (87 of 94 Students)

SGP (Expectation = 50)		Testing Window	Avg. SS	Avg. GE	Avg. PR	Avg. NCE
Met Expectations	Median					
57	63	Pretest	916	3.0	51	50.3
		Posttest	984	4.3	65	58.2
		Change	68	1.3	14	7.9

RESOURCES: The following resources are needed in order to meet this goal: time, data, financial, support, MCAS data relative to math scores, STAR growth data from 2021-22.

TIMELINE: Areas of need will be identified by mid September and an action plan will be established by the end of September. Baseline data will be collected no later than mid October. Progress update will occur in January and a final analysis will occur in June.

EVIDENCE OF COMPLETION: A final presentation will be made in May/June to the School Committee

STUDENT LEARNING GOAL: STANDARD 1- INSTRUCTIONAL LEADERSHIP

GOAL: Douglas Elementary School will develop and nurture a culture in which staff members are reflective about their practice and use student data, current research, best practices and theory to continuously adapt instruction and achieve improved results. The Principal will model for educators how to be continually reflective about their practice and support educators as often as is feasible and appropriate to collaborate in teams around the effectiveness of a wide range of tasks related to instructional practice and student learning, including but not limited to implementing standards-based units and well-structured lessons, examining student work, and analyzing student performance and behavior. Educators will be empowered to use data, research, and best practices to adapt instruction to achieve improved results.

- *From the beginning of the year (BOY) to end of the year (EOY), 50% of grade two students will achieve a growth percentage of at least 50% on their STAR assessment.*
- *From the beginning of the year (BOY) to end of the year (EOY), 60% of grade three students will achieve a growth percentage of at least 50% on their STAR assessment.*
- *From the beginning of the year (BOY) to end of the year (EOY), 70% of grade four students will achieve a growth percentage of at least 50% on their STAR assessment.*
- *From the beginning of the year (BOY) to end of the year (EOY), 80% of grade three students will achieve a growth percentage of at least 50% on their NWEA assessment.*

STRATEGIES: Administration and grade level teams at DES, using STAR data and classroom benchmark assessments, will identify, at minimum, two areas in which student performance can improve. In teams, a strategy will be developed in order to reduce the gaps and/or deficiencies. We will look to identify what professional development is needed in order to help faculty and staff better meet the needs of students. A comprehensive plan will then be developed for each identified area.

RESOURCES: The following resources are needed in order to meet this goal: time, data, financial, support, MCAS data relative to math scores, STAR growth data from 2021-22.

TIMELINE: Areas of need will be identified by mid September and an action plan will be established by the end of September. Baseline data will be collected no later than mid October. Progress update will occur in January and a final analysis will occur in June.

EVIDENCE OF COMPLETION: A final presentation will be made in May/June to the School Committee.

**SCHOOL IMPROVEMENT GOAL: STANDARD 1- INSTRUCTIONAL LEADERSHIP and
STANDARD II- MANAGEMENT AND OPERATIONS**

GOAL: In order to ensure that every student has the opportunity to achieve and succeed, by June of 2023, Douglas Elementary School will demonstrate progress towards the implementation of a Multi-Tiered System of Support (MTSS). Data will be used in order to identify the academic, social, and emotional needs of students. DES will strengthen tier one instruction to better meet the needs of all students.

- *From the beginning of the year (BOY) to end of the year (EOY), 80% of students will not exceed absences above seven full-day sessions.*
 - *Massachusetts General Laws state that parents/guardians are responsible for their child's attendance (M.G.L. C 76§2, C 76§4), and that absences may not exceed **7 full-day session or 14 half-day sessions in any 6-month period** (M.G.L. C 76§1).*

STRATEGIES: Professional development will be provided to teaching staff regarding MTSS and core instruction and strategies. DES will identify what key tier one strategies will be used to better meet the academic, social, and emotional needs of students.

- DES MTSS Professional Development Presentation:
 - <https://docs.google.com/presentation/d/1bd-rIGs9qRPLrjQEHqSpoT84vvsLN4-AO1fcY1G1pYg/edit?usp=sharing>
 - Continued integration of MTSS, Equity, Implicit Bias, Diversity, Inclusivity, and Race during monthly staff meetings
- Professional Development with Clare Landrigan on reading:
 - 10/13: Grade 2 and 3
 - 10/14: Grade 4 and 5
 - 12/7: Grade 2 and 3
 - 12/8: Grade 4 and 5
 - 2/1: Grade 2 and 3
 - 2/2: Grade 4 and 5
 - 3/22: Grade 2 and 3
 - 3/23: Grade 4 and 5

- DCAP/BCAP:

https://cdn5-ss13.sharpschool.com/UserFiles/Servers/Server_132741/File/Parent%20Info/District%20Curriculum%20Accommodation%20Plan%202022-23.pdf

RESOURCES: The following resources are needed in order to meet this goal: time, data, financial, support.

TIMELINE: By the end of October of 2022 a plan will be implemented for the school year. In January of 2023 an update on professional development and what strategies schools have used to implement MTSS. In June of 2023 an update and a long term plan of MTSS will be presented to the School Committee.